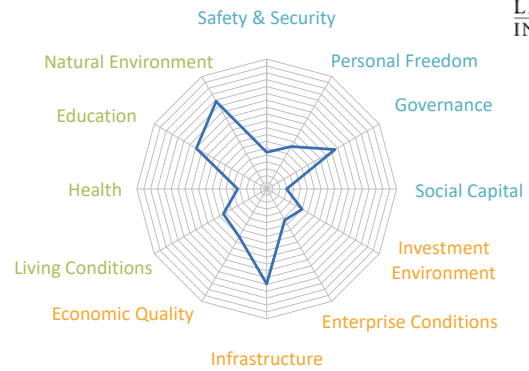
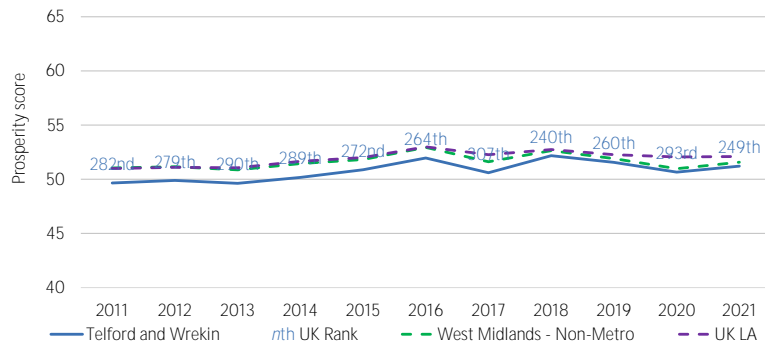


Telford and Wrekin: Prosperity score 51.2 (249th)















Prosperity over time



Breakdown of performance

	2011	Score 10-year trend	2021	Rank - UK LA (1 to 379) 2021	10-year rank change	Rank - West Midlands - Non-Metro (1 to 23) 2021
Prosperity score	49.7		51.2	249	▲ 33	19
Inclusive Societies	53.3		52.9	266	▲ 19	20
🛡️ Safety & Security	62.8		58.7	273	▼ 13	21
🚶 Personal Freedom	58.0		58.9	237	▼ 11	13
🏛️ Governance	50.5		52.0	150	▲ 53	8
👥 Social Capital	41.7		42.2	322	▲ 27	22
Open Economies	44.0		45.9	238	▲ 16	18
🌱 Investment Environment	39.5		37.0	261	▲ 11	13
💡 Enterprise Conditions	41.7		39.2	275	▲ 67	22
🏗️ Infrastructure	47.3		60.2	103	▲ 22	8
👛 Economic Quality	47.3		47.0	219	▼ 43	17
Empowered People	51.7		54.8	211	▲ 18	7
🏠 Living Conditions	58.4		58.9	234	▼ 41	11
🩺 Health	50.9		44.7	295	▲ 36	16
🎓 Education	50.1		58.1	143	▲ 30	7
🌿 Natural Environment	47.6		57.5	85	▲ 37	4

Telford and Wrekin (249th): Pillar and element scores

Pillar		Prosperity score 10-yr trend			UK LA Rank 10-yr rank change			West Midlands - Non-Metro R ²			
2011	2021	2021	10-yr rank change	2021	2021	2021	10-yr rank change	2021	2021		
 Safety & Security	62.8	58.7	273	13	21	 Personal Freedom	58.0	58.9	237	11	13
Violent Crime 50%	62.1	47.8	320	45	23	Social Tolerance 60%	49.5	51.5	237	11	13
Property Crime 30%	49.7	64.7	202	66	17	Agency 10%	71.0	71.7	1	-	1
Civil Disorder 15%	79.0	70.4	195	98	15	Freedom of Assembly and Association 10%	78.9	80.9	1	-	1
Terrorism 5%	100.0	92.2	170	169	7	Freedom of Speech and Access to Information 10%	78.4	72.6	1	-	1
						Absence of Legal Discrimination 10%	55.4	55.1	1	-	1
 Governance	50.5	52.0	150	53	8	 Social Capital	41.7	42.2	322	27	22
Quality of Local Democracy 35%	39.7	36.7	199	110	12	Personal Support 10%	27.5	40.4	275	75	1
Government Integrity 30%	43.8	43.8	203	-	13	Family Relationships 30%	40.2	41.4	333	9	22
Government Effectiveness 35%	67.0	74.2	81	5	4	Social Networks 15%	50.5	40.3	121	39	13
						Institutional Trust 20%	42.5	37.4	305	45	13
						Civic and Social Participation 25%	43.2	48.8	224	83	14
 Investment Environment	39.5	37.0	261	11	13	 Enterprise Conditions	41.7	39.2	275	67	22
Financing Services 20%	40.9	29.5	317	21	23	Domestic Market Contestability 30%	35.1	47.5	221	102	16
Investment Demand 30%	16.6	27.9	224	137	6	Business Environment 40%	37.1	39.5	155	200	13
Capital Supply 50%	52.8	45.5	217	74	13	Labour Market Flexibility 30%	54.2	30.6	297	154	23
 Infrastructure	47.3	60.2	103	22	8	 Economic Quality	47.3	47.0	219	43	17
Communications 40%	37.7	66.4	102	22	4	Labour Force Engagement 20%	41.8	51.8	282	33	19
Electricity & Gas 10%	69.7	60.9	32	19	2	Dynamism 20%	24.1	17.0	366	66	18
Water 5%	37.2	52.0	235	42	20	Productivity and Competitiveness 30%	55.8	58.2	182	66	15
Transport 45%	52.1	55.5	122	11	10	Fiscal Sustainability 20%	51.7	42.6	116	50	13
						Macroeconomic Stability 10%	70.5	72.9	83	85	3
 Living Conditions	58.4	58.9	234	41	11	 Health	50.9	44.7	295	36	16
Material Resources 30%	48.7	51.4	277	2	22	Behavioural and Physiological Risk Factors 15%	38.5	44.3	271	81	19
Shelter 25%	65.8	65.8	177	109	8	Preventative Interventions 15%	67.0	68.8	197	15	20
Digital Connectedness 15%	57.1	65.6	212	8	2	Care Systems 15%	50.2	24.8	357	57	16
Access to Local Amenities 15%	54.4	49.7	228	26	12	Mental Health 15%	55.9	39.9	303	17	21
Protection from Harm 15%	70.5	64.9	129	44	4	Physical Health 20%	59.1	42.0	149	26	2
						Longevity 20%	36.5	48.2	255	76	15
 Education	50.1	58.1	143	30	7	 Natural Environment	47.6	57.5	85	37	4
Pre-primary education 10%	75.8	54.1	176	68	15	Emissions 30%	46.0	64.5	16	54	1
Primary education 30%	67.1	59.9	79	42	1	Exposure to Air Pollution 25%	50.1	62.4	142	10	7
Secondary education 30%	41.0	67.2	130	5	6	Forest, Land and Soil 20%	36.6	34.9	261	6	15
Tertiary education provision 10%	46.0	46.7	179	9	12	Flooding and Water Management 10%	82.2	82.2	70	1	4
Adult skills 20%	27.4	49.1	277	17	20	Waste Management 15%	38.4	49.1	221	17	19



Italics: Indicator contains imputed values

	Source	Unit	Weight	Value		UK LA Rank			Source	Unit	Weight	Value		UK LA Rank			
				2011	10-yr trend	2021	2011					2021	2011	10-yr trend	2021	2011	2021
Quality of Local Democracy (199th)			35%	39.7		36.7	309	199									
Local election voter turnout	EC: EONI	percentage	1.0	42.9		46.5	263	37	Politicians do special favours for large donors	BES	scale, 1-4	1.0	3.5		3.5	274	274
Vote makes a difference	BES	scale, 1-10	1.0	3.9		3.6	259	287	MPs make decisions based on what their donors want	BES	scale, 1-4	1.0	3.2		3.2	64	64
Years in power	OCD	years	1.0	15.0		11.0	268	145									
National election voter turnout	HCL	percentage	1.0	66.8		65.7	179	283									
Non-mainstream vote	TEC: NE	percentage	1.0	27.5		10.1	124	319									
<hr/>																	
Government Effectiveness (81st)			35%	67.0		74.2	86	81									
Housing benefit efficiency	LGA	days	1.0	16.0		9.5	49	22									
Council tax collection	LGA: g:s: g:w	percentage	1.0	97.5		97.0	180	205									
Planning timeliness	MHCLG: DR: g:s: g:w	percentage	1.0	78.7		94.7	191	80									
Successful planning appeals	MHCLG: g:s: g:w	percentage	1.0	25.0		33.3	117	163									

Source Code	Source Name
BEIS	Department for Business, Energy & Industrial Strategy
BES	British Election Study
BVA	BVA Group
BVCA	British Venture Capital Association
CS: NIDO: g.s	Crime Survey: Northern Ireland Department of Justice: Scottish Government
DEFRA	Department for Environment, Food & Rural Affairs
DFE: g.s: SW	Department for Education: Scottish Government: Statistics for Wales
DW	Discover Water
DW: NIW: SWater	Discover Water: Northern Ireland Water: Scotland Water
DfE	Department for Education
DfT	Department for Transport
DfT: NISRA: g.s: SW	Department for Transport: Northern Ireland Statistics and Research Agency: Scottish Government: Statistics for Wales
EA	Environment Agency
EC: EONI	Electoral Commission: Electoral Office for Northern Ireland
EEA	European Environment Agency
FCA	Financial Conduct Authority
FH	Freedom House
FR	Forest Research
GSI	Global Slavery Index
GTD	Global Terrorism Database
Gallup	Gallup Dailies
HCL	House of Commons Library
HMRC	Her Majesty's Revenue and Customs
HOFF	Home Office
HSE	Health and Safety Executive
INRIX	INRIX Global Traffic Scorecard
IPO	Intellectual Property Office
Kell	Kellogg's
LG: RQIA: SW	Local Government Association: The Regulation and Quality Improvement Authority: Statistics for Wales
LGA	Local Government Association
LGA: g.s: g.w	Local Government Association: Scottish Government: Welsh Government
MHCLG	Ministry of Housing, Communities & Local Government
MHCLG: DfI: g.s: g.w	Ministry of Housing, Communities & Local Government: Department for Infrastructure (Northern Ireland): Scottish Government: Welsh Government
MHCLG: NIAO: g.s: AW	Ministry of Housing, Communities & Local Government: Northern Ireland Audit Office: Scottish Government: Audit Wales
MHCLG: NIHE: NRS: SW	Ministry of Housing, Communities & Local Government: Northern Ireland Housing Executive: National Records Scotland: Statistics for Wales
MHCLG: NIHE: SW	Ministry of Housing, Communities & Local Government: Northern Ireland Housing Executive: Statistics for Wales
MHCLG: NISRA: g.s: SW	Ministry of Housing, Communities & Local Government: Northern Ireland Statistics and Research Agency: Scottish Government: Statistics for Wales
MHCLG: NRS: SW	Ministry of Housing, Communities & Local Government: National Records Scotland: Statistics for Wales
MHCLG: g.s: g.w	Ministry of Housing, Communities & Local Government: Scottish Government: Welsh Government
NHS: H-ni: PHS: SW	National Health Service: Department of Health (NI): Public Health Scotland: Statistics for Wales
NHS: H-ni: SW: PHS	National Health Service: Department of Health (NI): Statistics for Wales: Public Health Scotland
NHS: NISRA: PHS: PHW	National Health Service: Northern Ireland Statistics and Research Agency: Public Health Scotland: Public Health Wales
NHS: PHS	National Health Service: Public Health Scotland
OCd	Open Council Data
OfCOM	Ofcom
ONS	Office for National Statistics
ONS: NISRA	Office for National Statistics: Northern Ireland Statistics and Research Agency
ONS: NISRA: NRS	Office for National Statistics: Northern Ireland Statistics and Research Agency: National Records Scotland
ONS: NISRA: g.s	Office for National Statistics: Northern Ireland Statistics and Research Agency: Scottish Government
ONS: NISRA: g.s: SW	Office for National Statistics: Northern Ireland Statistics and Research Agency: Scottish Government: Statistics for Wales
ONS: NRS	Office for National Statistics: National Records Scotland
ONS: g.s	Office for National Statistics: Scottish Government
ORS	Open Route Service
PHE	Public Health England
PHOF: NISRA: PHS: SW	Public Health Outcomes Framework: Northern Ireland Statistics and Research Agency: Scottish Public Health Observatory: Statistics for Wales
PHOF: NISRA: SPHO: PHW	Public Health Outcomes Framework: Northern Ireland Statistics and Research Agency: Public Health Scotland: Public Health Wales
PHOF: NISRA: g.s	Public Health Outcomes Framework: Northern Ireland Statistics and Research Agency: Scottish Government
PHOF: NISRA: g.s: SW	Public Health Outcomes Framework: Northern Ireland Statistics and Research Agency: Scottish Government: Statistics for Wales
PHOF: PHS: SW	Public Health Outcomes Framework: Scottish Public Health Observatory: Statistics for Wales
PRC	Pew Research Center
PWLB	Public Works Loans Board
RF	Resolution Foundation
RSF	Reporters Without Borders
SE	Sport England
SMC	Social Metrics Commission
TEC: NIE	The Elections Centre: Northern Ireland Elections
UKF	UK Finance
US	Understanding Society
VDEM	Varieties of Democracy
WJP	World Justice Project (Rule of Law Index)
gov.uk: DoE: SW	gov.uk: Department of Education (Northern Ireland): Statistics for Wales
gov.uk: DoE: g.s: CW	gov.uk: Department of Education (Northern Ireland): Scottish Government: Careers Wales
gov.uk: DoE: g.s: SW	gov.uk: Department of Education (Northern Ireland): Scottish Government: Statistics for Wales
gov.uk: NISRA: g.s: SW	gov.uk: Northern Ireland Statistics and Research Agency: Scottish Government: Statistics for Wales
gov.uk: g.s: SW	gov.uk: Scottish Government: Statistics for Wales