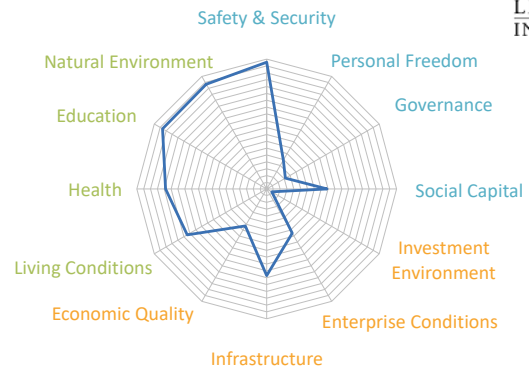
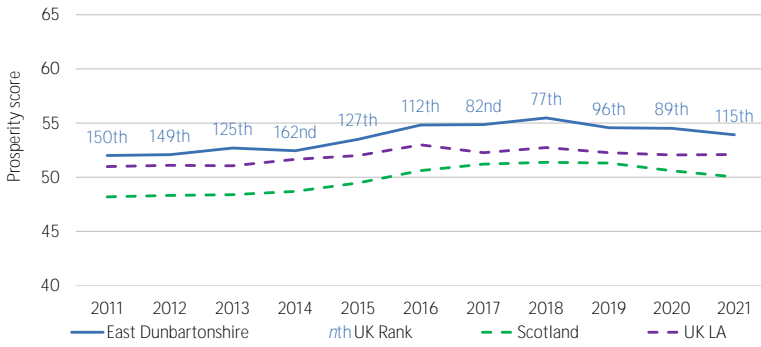


East Dunbartonshire: Prosperity score 53.9 (115th)





























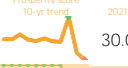


















































Prosperity over time



Breakdown of performance

	2011	Score 10-year trend	2021	Rank - UK LA (1 to 379) 2021	10-year rank change	Rank - Scotland (1 to 32) 2021
Prosperity score	52.0		53.9	115	▲ 35	3
Inclusive Societies	55.6		55.8	165	▲ 61	15
Safety & Security	72.8		75.2	10	▲ 56	9
Personal Freedom	58.3		58.0	283	▼ 77	26
Governance	39.6		43.4	317	▲ 29	16
Social Capital	51.6		46.8	204	▼ 64	12
Open Economies	44.0		43.9	304	▼ 51	7
Investment Environment	36.4		30.0	363	▼ 31	18
Enterprise Conditions	49.9		40.7	231	▼ 71	14
Infrastructure	48.0		59.2	127	▼ 16	7
Economic Quality	41.6		45.7	255	▲ 61	14
Empowered People	56.5		62.0	16	▲ 59	2
Living Conditions	61.2		64.8	112	▲ 48	1
Health	56.6		53.5	85	▲ 110	6
Education	62.1		69.0	29	▼ 7	2
Natural Environment	45.9		60.8	27	▲ 157	19

East Dunbartonshire (115th): Pillar and element scores

Pillar		2011 Prosperity score 10-yr trend 2021		2021 UK LA Rank 10-yr rank change		Scotland Rank 2021		Pillar		2011 Prosperity score 10-yr trend 2021		2021 UK LA Rank 10-yr rank change		Scotland Rank 2021	
	Safety & Security	72.8		75.2	10	▲ 56	9		Personal Freedom	58.3		58.0	283	▼ 77	26
Violent Crime	50%	70.6		68.6	47	▲ 57	13	Social Tolerance	60%	49.9		49.9	283	▼ 77	26
Property Crime	30%	72.8		80.7	13	▲ 21	11	Agency	10%	71.0		71.7	1	▲ -	1
Civil Disorder	15%	70.9		79.0	54	▲ 177	5	Freedom of Assembly and Association	10%	78.9		80.9	1	▲ -	1
Terrorism	5%	100.0		95.9	194	▼ 193	16	Freedom of Speech and Access to Information	10%	78.4		72.6	1	▲ -	1
								Absence of Legal Discrimination	10%	55.4		55.1	1	▲ -	1
	Governance	39.6		43.4	317	▲ 29	16		Social Capital	51.6		46.8	204	▼ 64	12
Quality of Local Democracy	35%	57.8		59.7	19	▲ 20	9	Personal Support	10%	56.4		47.8	221	▼ 209	1
Government Integrity	30%	22.7		22.7	350	▲ -	8	Family Relationships	30%	60.0		52.9	174	▼ 31	5
Government Effectiveness	35%	35.8		45.0	357	▲ 10	22	Social Networks	15%	55.4		38.9	240	▼ 220	20
								Institutional Trust	20%	39.2		36.2	330	▲ 37	18
								Civic and Social Participation	25%	47.2		52.2	145	▲ 58	8
	Investment Environment	36.4		30.0	363	▼ 31	18		Enterprise Conditions	49.9		40.7	231	▼ 71	14
Financing Services	20%	54.1		32.9	264	▼ 152	15	Domestic Market Contestability	30%	52.1		49.0	197	▼ 102	13
Investment Demand	30%	35.6		25.4	248	▼ 59	4	Business Environment	40%	43.5		34.4	257	▲ 33	19
Capital Supply	50%	29.9		31.6	334	▲ 27	23	Labour Market Flexibility	30%	56.3		40.9	149	▼ 45	12
	Infrastructure	48.0		59.2	127	▼ 16	7		Economic Quality	41.6		45.7	255	▲ 61	14
Communications	40%	38.2		67.6	63	▲ 54	7	Labour Force Engagement	20%	53.5		61.6	83	▲ 48	8
Electricity & Gas	10%	67.9		60.5	56	▲ 38	7	Dynamism	20%	34.0		19.1	348	▼ 244	25
Water	5%	26.5		26.5	344	▲ -	1	Productivity and Competitiveness	30%	43.8		57.3	192	▲ 86	12
Transport	45%	54.7		55.1	128	▼ 27	7	Fiscal Sustainability	20%	29.8		31.0	330	▲ 33	31
								Macroeconomic Stability	10%	49.6		61.9	236	▲ 124	1
	Living Conditions	61.2		64.8	112	▲ 48	1		Health	56.6		53.5	85	▲ 110	6
Material Resources	30%	76.3		76.1	55	▲ 28	5	Behavioural and Physiological Risk Factors	15%	45.8		45.3	257	▲ 27	7
Shelter	25%	65.7		71.7	60	▲ 16	3	Preventative Interventions	15%	71.2		72.0	137	▼ 26	8
Digital Connectedness	15%	41.7		51.3	348	▼ 22	15	Care Systems	15%	57.0		41.0	125	▲ 40	28
Access to Local Amenities	15%	41.3		41.8	285	▲ 37	20	Mental Health	15%	72.2		55.3	40	▲ 68	6
Protection from Harm	15%	63.1		67.5	106	▲ 47	1	Physical Health	20%	52.8		51.8	64	▲ 168	10
								Longevity	20%	45.8		55.3	166	▲ 81	3
	Education	62.1		69.0	29	▼ 7	2		Natural Environment	45.9		60.8	27	▲ 157	19
Pre-primary education	10%	70.8		76.4	2	▲ 329	2	Emissions	30%	35.4		58.2	199	▲ 165	15
Primary education	30%	61.2		69.5	43	▲ 180	2	Exposure to Air Pollution	25%	68.3		78.1	45	▼ 1	21
Secondary education	30%	57.9		64.8	164	▼ 142	4	Forest, Land and Soil	20%	33.0		45.4	124	▲ 189	23
Tertiary education provision	10%	61.7		58.6	26	▼ 8	2	Flooding and Water Management	10%	64.1		64.1	247	▲ 8	3
Adult skills	20%	65.8		75.8	35	▼ 25	2	Waste Management	15%	34.6		55.7	110	▲ 181	15

Source Code	Source Name
BEIS	Department for Business, Energy & Industrial Strategy
BES	British Election Study
BVA	BVA Group
BVCA	British Venture Capital Association
CS: NIDO: g.s	Crime Survey: Northern Ireland Department of Justice: Scottish Government
DEFRA	Department for Environment, Food & Rural Affairs
DFE: g.s: SW	Department for Education: Scottish Government: Statistics for Wales
DW	Discover Water
DW: NIW: SWater	Discover Water: Northern Ireland Water: Scotland Water
DfE	Department for Education
DfT	Department for Transport
DfT: NISRA: g.s: SW	Department for Transport: Northern Ireland Statistics and Research Agency: Scottish Government: Statistics for Wales
EA	Environment Agency
EC: EONI	Electoral Commission: Electoral Office for Northern Ireland
EEA	European Environment Agency
FCA	Financial Conduct Authority
FH	Freedom House
FR	Forest Research
GSI	Global Slavery Index
GTD	Global Terrorism Database
Gallup	Gallup Dailies
HCL	House of Commons Library
HMRC	Her Majesty's Revenue and Customs
HOFF	Home Office
HSE	Health and Safety Executive
INRIX	INRIX Global Traffic Scorecard
IPO	Intellectual Property Office
Kell	Kellogg's
LG: RQIA: SW	Local Government Association: The Regulation and Quality Improvement Authority: Statistics for Wales
LGA	Local Government Association
LGA: g.s: g.w	Local Government Association: Scottish Government: Welsh Government
MHCLG	Ministry of Housing, Communities & Local Government
MHCLG: DfI: g.s: g.w	Ministry of Housing, Communities & Local Government: Department for Infrastructure (Northern Ireland): Scottish Government: Welsh Government
MHCLG: NIAO: g.s: AW	Ministry of Housing, Communities & Local Government: Northern Ireland Audit Office: Scottish Government: Audit Wales
MHCLG: NIHE: NRS: SW	Ministry of Housing, Communities & Local Government: Northern Ireland Housing Executive: National Records Scotland: Statistics for Wales
MHCLG: NIHE: SW	Ministry of Housing, Communities & Local Government: Northern Ireland Housing Executive: Statistics for Wales
MHCLG: NISRA: g.s: SW	Ministry of Housing, Communities & Local Government: Northern Ireland Statistics and Research Agency: Scottish Government: Statistics for Wales
MHCLG: NRS: SW	Ministry of Housing, Communities & Local Government: National Records Scotland: Statistics for Wales
MHCLG: g.s: g.w	Ministry of Housing, Communities & Local Government: Scottish Government: Welsh Government
NHS: H-ni: PHS: SW	National Health Service: Department of Health (NI): Public Health Scotland: Statistics for Wales
NHS: H-ni: SW: PHS	National Health Service: Department of Health (NI): Statistics for Wales: Public Health Scotland
NHS: NISRA: PHS: PHW	National Health Service: Northern Ireland Statistics and Research Agency: Public Health Scotland: Public Health Wales
NHS: PHS	National Health Service: Public Health Scotland
OCd	Open Council Data
OfCOM	Ofcom
ONS	Office for National Statistics
ONS: NISRA	Office for National Statistics: Northern Ireland Statistics and Research Agency
ONS: NISRA: NRS	Office for National Statistics: Northern Ireland Statistics and Research Agency: National Records Scotland
ONS: NISRA: g.s	Office for National Statistics: Northern Ireland Statistics and Research Agency: Scottish Government
ONS: NISRA: g.s: SW	Office for National Statistics: Northern Ireland Statistics and Research Agency: Scottish Government: Statistics for Wales
ONS: NRS	Office for National Statistics: National Records Scotland
ONS: g.s	Office for National Statistics: Scottish Government
ORS	Open Route Service
PHE	Public Health England
PHOF: NISRA: PHS: SW	Public Health Outcomes Framework: Northern Ireland Statistics and Research Agency: Scottish Public Health Observatory: Statistics for Wales
PHOF: NISRA: SPHO: PHW	Public Health Outcomes Framework: Northern Ireland Statistics and Research Agency: Public Health Scotland: Public Health Wales
PHOF: NISRA: g.s	Public Health Outcomes Framework: Northern Ireland Statistics and Research Agency: Scottish Government
PHOF: NISRA: g.s: SW	Public Health Outcomes Framework: Northern Ireland Statistics and Research Agency: Scottish Government: Statistics for Wales
PHOF: PHS: SW	Public Health Outcomes Framework: Scottish Public Health Observatory: Statistics for Wales
PRC	Pew Research Center
PWLB	Public Works Loans Board
RF	Resolution Foundation
Rsf	Reporters Without Borders
SE	Sport England
SMC	Social Metrics Commission
TEC: NIE	The Elections Centre: Northern Ireland Elections
UKF	UK Finance
US	Understanding Society
VDEM	Varieties of Democracy
WJP	World Justice Project (Rule of Law Index)
gov.uk: DoE: SW	gov.uk: Department of Education (Northern Ireland): Statistics for Wales
gov.uk: DoE: g.s: CW	gov.uk: Department of Education (Northern Ireland): Scottish Government: Careers Wales
gov.uk: DoE: g.s: SW	gov.uk: Department of Education (Northern Ireland): Scottish Government: Statistics for Wales
gov.uk: NISRA: g.s: SW	gov.uk: Northern Ireland Statistics and Research Agency: Scottish Government: Statistics for Wales
gov.uk: g.s: SW	gov.uk: Scottish Government: Statistics for Wales