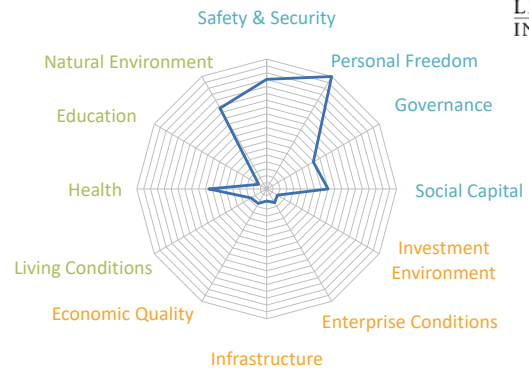
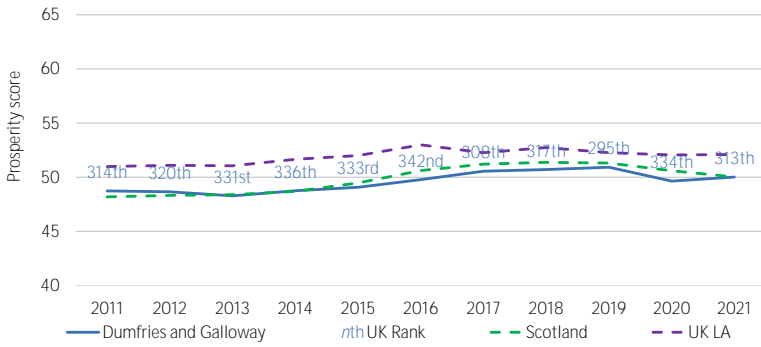


# Dumfries and Galloway: Prosperity score 50.0 (313th)

















































































































































## Prosperity over time



## Breakdown of performance

	2011	Score 10-year trend	2021	Rank - UK LA (1 to 379) 2021	10-year rank change	Rank - Scotland (1 to 32) 2021
<b>Prosperity score</b>	48.7		50.0	313	▲ 1	19
<b>Inclusive Societies</b>	59.9		58.9	60	▲ 11	9
Safety & Security	77.8		71.1	60	▼ 50	17
Personal Freedom	62.9		68.5	1	▲ 7	1
Governance	51.7		49.1	223	▼ 50	8
Social Capital	47.3		46.8	201	▲ 55	10
<b>Open Economies</b>	37.5		39.3	376	▼ 14	30
Investment Environment	37.6		32.4	344	▼ 36	6
Enterprise Conditions	42.5		35.7	334	▼ 6	25
Infrastructure	29.1		47.3	345	▼ 1	24
Economic Quality	40.9		42.0	331	▼ 7	28
<b>Empowered People</b>	48.8		51.8	327	▼ 3	23
Living Conditions	53.5		54.2	327	▼ 44	27
Health	50.5		48.2	211	▲ 127	17
Education	41.3		47.9	353	▼ 17	17
Natural Environment	49.8		57.0	108	▼ 48	29

Dumfries and Galloway (313th): Pillar and element scores

Pillar		2011 Prosperity score		2021 Prosperity score		2021 UK LA Rank		2021 Scotland Rank		Pillar		2011 Prosperity score		2021 Prosperity score		2021 UK LA Rank		2021 Scotland Rank	
		2011	10-yr trend	2021	2011	10-yr trend	2021	10-yr rank change	2021	2021			2011	10-yr trend	2021	2011	10-yr rank change	2021	2021
	<b>Safety &amp; Security</b>	77.8		71.1	60		50	17		<b>Personal Freedom</b>	62.9		68.5	1		7	1		
Violent Crime	50%	83.1		69.0	38		33	11	Social Tolerance	60%	57.5		67.4	1		7	1		
Property Crime	30%	69.7		68.8	129		71	25	Agency	10%	71.0		71.7	1		-	1		
Civil Disorder	15%	68.9		72.7	157		94	17	Freedom of Assembly and Association	10%	78.9		80.9	1		-	1		
Terrorism	5%	100.0		100.0	1		-	1	Freedom of Speech and Access to Information	10%	78.4		72.6	1		-	1		
									Absence of Legal Discrimination	10%	55.4		55.1	1		-	1		
	<b>Governance</b>	51.7		49.1	223		50	8		<b>Social Capital</b>	47.3		46.8	201		55	10		
Quality of Local Democracy	35%	65.3		59.3	20		8	10	Personal Support	10%	56.4		47.8	221		209	1		
Government Integrity	30%	22.7		22.7	350		-	8	Family Relationships	30%	44.5		51.5	189		123	7		
Government Effectiveness	35%	63.1		61.6	241		102	7	Social Networks	15%	55.4		38.9	240		220	20		
									Institutional Trust	20%	38.5		36.2	330		40	18		
									Civic and Social Participation	25%	49.1		54.1	108		59	4		
	<b>Investment Environment</b>	37.6		32.4	344		36	6		<b>Enterprise Conditions</b>	42.5		35.7	334		6	25		
Financing Services	20%	41.0		24.8	347		55	29	Domestic Market Contestability	30%	47.8		42.4	298		136	19		
Investment Demand	30%	34.0		17.4	356		151	29	Business Environment	40%	42.3		40.0	143		162	3		
Capital Supply	50%	38.4		44.4	229		50	1	Labour Market Flexibility	30%	37.6		23.3	348		24	28		
	<b>Infrastructure</b>	29.1		47.3	345		1	24		<b>Economic Quality</b>	40.9		42.0	331		7	28		
Communications	40%	4.6		50.8	361		6	25	Labour Force Engagement	20%	51.7		53.0	264		100	25		
Electricity & Gas	10%	45.4		38.0	343		3	26	Dynamism	20%	32.4		20.0	323		185	21		
Water	5%	26.5		26.5	344		-	1	Productivity and Competitiveness	30%	34.8		45.1	342		24	30		
Transport	45%	47.6		48.5	225		14	20	Fiscal Sustainability	20%	44.2		43.8	106		73	4		
									Macroeconomic Stability	10%	48.3		51.1	326		39	13		
	<b>Living Conditions</b>	53.5		54.2	327		44	27		<b>Health</b>	50.5		48.2	211		127	17		
Material Resources	30%	70.7		70.1	145		11	19	Behavioural and Physiological Risk Factors	15%	38.5		34.0	359		9	27		
Shelter	25%	62.2		67.6	135		56	12	Preventative Interventions	15%	67.0		72.4	131		52	7		
Digital Connectedness	15%	30.3		47.0	369		-	24	Care Systems	15%	71.4		51.3	20		8	12		
Access to Local Amenities	15%	39.3		38.4	309		22	24	Mental Health	15%	55.4		57.3	24		300	4		
Protection from Harm	15%	42.1		23.0	375		23	30	Physical Health	20%	38.4		35.4	211		161	27		
									Longevity	20%	40.1		44.1	303		3	17		
	<b>Education</b>	41.3		47.9	353		17	17		<b>Natural Environment</b>	49.8		57.0	108		48	29		
Pre-primary education	10%	46.3		50.0	304		68	23	Emissions	30%	39.5		54.5	318		21	26		
Primary education	30%	37.3		49.5	261		99	11	Exposure to Air Pollution	25%	76.5		83.8	20		6	11		
Secondary education	30%	45.7		40.6	348		272	19	Forest, Land and Soil	20%	44.8		51.2	56		89	13		
Tertiary education provision	10%	48.6		47.9	151		10	25	Flooding and Water Management	10%	51.4		46.7	365		10	32		
Adult skills	20%	34.5		55.4	226		6	23	Waste Management	15%	31.3		31.6	370		43	29		











*Italics: Indicator contains imputed values*

		Source	Unit	Weight	2011	Value 10-yr trend	2021	UK LA Rank 2011	2021			Source	Unit	Weight	2011	Value 10-yr trend	2021	UK LA Rank 2011	2021
<b>Financing Services (347th)</b>				<b>20%</b>	<b>41.0</b>		<b>24.8</b>	<b>292</b>	<b>347</b>	<b>Investment Demand (356th)</b>				<b>30%</b>	<b>34.0</b>		<b>17.4</b>	<b>205</b>	<b>356</b>
Perceptions of the banking sector	BVA	percentage	1.0	60.0		48.9	315	378	New process investment	BEIS	percentage	1.0	13.9		1.7	145	273		
Business banking experience	BVA	percentage	1.0	76.7		73.9	373	363	New product investment	BEIS	percentage	1.0	13.9		1.7	201	240		
Future finance confidence	BVA	percentage	2.0	73.3		64.8	122	118	Real risk capital share	BEIS	percentage	1.0	20.4		18.9	213	191		
									Investment for overseas expansion (existing markets)	BVA	percentage	0.5	6.7		3.4	71	308		
									Investment for overseas expansion (new markets)	BVA	percentage	0.5	0.0		0.0	337	371		
<b>Capital Supply (229th)</b>				<b>50%</b>	<b>38.4</b>		<b>44.4</b>	<b>279</b>	<b>229</b>										
Loan supply	UKF	£ per capita	1.0	11778		15237	21	7											
Venture capital invested	BVCA	£ per capita	1.0	32.3		49.6	241	294											
Delayed projects	BEIS	percentage	0.5	20.3		5.2	255	275											
Cancelled projects	BEIS	percentage	0.5	18.0		13.7	232	347											
Equity finance success	BEIS	percentage	1.0	0.0		0.0	131	180											
Finance obtained	BEIS	score, 1-14	1.0	4.5		3.1	183	155											







*Italics: Indicator contains imputed values*

Communications (361st)						Electricity & Gas (343rd)									
Source	Unit	Weight	2011	Value 10-yr trend	2021	UK LA Rank 2011	2021	Source	Unit	Weight	2011	Value 10-yr trend	2021	UK LA Rank 2011	2021
		<b>40%</b>	4.6		50.8	367	361			<b>10%</b>	45.4		38.0	346	343
Download speed	OFC	Mbps	1.0	6.1	38.8	325	372	Properties not connected to gas network	BEIS	percentage	1.0	36.5	34.9	344	343
Upload speed	OFC	Mbps	0.5	1.3	8.7	367	372	Annual electricity cost	BEIS	£ / year	0.5	522.1	618.9	337	348
Superfast broadband availability	OFC	percentage	1.0	0.0	84.9	341	357	Annual gas cost	BEIS	£ / year	0.5	601.0	575.1	12	1
Water (344th)						Transport (225th)									
		<b>5%</b>	26.5		26.5	344	344			<b>45%</b>	47.6		48.5	211	225
Water leakage	DW NIW SWater	litres / property	1.0	178.5	178.5	289	348	Principal road condition	DTT	percentage	0.5	3.4	3.4	92	217
Water costs	DW NIW SWater	£	1.0	396.4	402.6	331	348	Non-principal road condition	DTT	percentage	0.5	4.9	4.9	37	169
Loss of water supply	DW	seconds / property	1.0	277.4	277.4	294	288	Journey delay	DTT	seconds / vehicle mile	0.5	9.4	9.4	1	1
								Urban congestion	INRIX	hours / year	0.5	10.4	14.0	17	18
								Connectedness index	ORS	number / national average	1.5	0.1	0.1	338	338
								Passengers using rail stations	DTT NIDI	passenger journeys per capita	1.0	2.3	3.2	301	294
								Proximity to nearest major rail station	DTT	minutes	0.5	66.6	66.6	255	255
								Proximity to nearest airport	DTT	minutes	0.5	103.9	103.9	208	208
								Electric car charging	DTT	number / 100,000 population	0.5	47.0	68.5	45	28











Source Code	Source Name
BEIS	Department for Business, Energy & Industrial Strategy
BES	British Election Study
BVA	BVA Group
BVCA	British Venture Capital Association
CS: NIDO: g.s	Crime Survey: Northern Ireland Department of Justice: Scottish Government
DEFRA	Department for Environment, Food & Rural Affairs
DFE: g.s: SW	Department for Education: Scottish Government: Statistics for Wales
DW	Discover Water
DW: NIW: SWater	Discover Water: Northern Ireland Water: Scotland Water
DfE	Department for Education
DfT	Department for Transport
DfT: NISRA: g.s: SW	Department for Transport: Northern Ireland Statistics and Research Agency: Scottish Government: Statistics for Wales
EA	Environment Agency
EC: EONI	Electoral Commission: Electoral Office for Northern Ireland
EEA	European Environment Agency
FCA	Financial Conduct Authority
FH	Freedom House
FR	Forest Research
GSI	Global Slavery Index
GTD	Global Terrorism Database
Gallup	Gallup Dailies
HCL	House of Commons Library
HMRC	Her Majesty's Revenue and Customs
HOFF	Home Office
HSE	Health and Safety Executive
INRIX	INRIX Global Traffic Scorecard
IPO	Intellectual Property Office
Kell	Kellogg's
LG: RQIA: SW	Local Government Association: The Regulation and Quality Improvement Authority: Statistics for Wales
LGA	Local Government Association
LGA: g.s: g.w	Local Government Association: Scottish Government: Welsh Government
MHCLG	Ministry of Housing, Communities & Local Government
MHCLG: DfI: g.s: g.w	Ministry of Housing, Communities & Local Government: Department for Infrastructure (Northern Ireland): Scottish Government: Welsh Government
MHCLG: NIAO: g.s: AW	Ministry of Housing, Communities & Local Government: Northern Ireland Audit Office: Scottish Government: Audit Wales
MHCLG: NIHE: NRS: SW	Ministry of Housing, Communities & Local Government: Northern Ireland Housing Executive: National Records Scotland: Statistics for Wales
MHCLG: NIHE: SW	Ministry of Housing, Communities & Local Government: Northern Ireland Housing Executive: Statistics for Wales
MHCLG: NISRA: g.s: SW	Ministry of Housing, Communities & Local Government: Northern Ireland Statistics and Research Agency: Scottish Government: Statistics for Wales
MHCLG: NRS: SW	Ministry of Housing, Communities & Local Government: National Records Scotland: Statistics for Wales
MHCLG: g.s: g.w	Ministry of Housing, Communities & Local Government: Scottish Government: Welsh Government
NHS: H-ni: PHS: SW	National Health Service: Department of Health (NI): Public Health Scotland: Statistics for Wales
NHS: H-ni: SW: PHS	National Health Service: Department of Health (NI): Statistics for Wales: Public Health Scotland
NHS: NISRA: PHS: PHW	National Health Service: Northern Ireland Statistics and Research Agency: Public Health Scotland: Public Health Wales
NHS: PHS	National Health Service: Public Health Scotland
OCd	Open Council Data
OfCOM	Ofcom
ONS	Office for National Statistics
ONS: NISRA	Office for National Statistics: Northern Ireland Statistics and Research Agency
ONS: NISRA: NRS	Office for National Statistics: Northern Ireland Statistics and Research Agency: National Records Scotland
ONS: NISRA: g.s	Office for National Statistics: Northern Ireland Statistics and Research Agency: Scottish Government
ONS: NISRA: g.s: SW	Office for National Statistics: Northern Ireland Statistics and Research Agency: Scottish Government: Statistics for Wales
ONS: NRS	Office for National Statistics: National Records Scotland
ONS: g.s	Office for National Statistics: Scottish Government
ORS	Open Route Service
PHE	Public Health England
PHOF: NISRA: PHS: SW	Public Health Outcomes Framework: Northern Ireland Statistics and Research Agency: Scottish Public Health Observatory: Statistics for Wales
PHOF: NISRA: SPHO: PHW	Public Health Outcomes Framework: Northern Ireland Statistics and Research Agency: Public Health Scotland: Public Health Wales
PHOF: NISRA: g.s	Public Health Outcomes Framework: Northern Ireland Statistics and Research Agency: Scottish Government
PHOF: NISRA: g.s: SW	Public Health Outcomes Framework: Northern Ireland Statistics and Research Agency: Scottish Government: Statistics for Wales
PHOF: PHS: SW	Public Health Outcomes Framework: Scottish Public Health Observatory: Statistics for Wales
PRC	Pew Research Center
PWLB	Public Works Loans Board
RF	Resolution Foundation
Rsf	Reporters Without Borders
SE	Sport England
SMC	Social Metrics Commission
TEC: NIE	The Elections Centre: Northern Ireland Elections
UKF	UK Finance
US	Understanding Society
VDEM	Varieties of Democracy
WJP	World Justice Project (Rule of Law Index)
gov.uk: DoE: SW	gov.uk: Department of Education (Northern Ireland): Statistics for Wales
gov.uk: DoE: g.s: CW	gov.uk: Department of Education (Northern Ireland): Scottish Government: Careers Wales
gov.uk: DoE: g.s: SW	gov.uk: Department of Education (Northern Ireland): Scottish Government: Statistics for Wales
gov.uk: NISRA: g.s: SW	gov.uk: Northern Ireland Statistics and Research Agency: Scottish Government: Statistics for Wales
gov.uk: g.s: SW	gov.uk: Scottish Government: Statistics for Wales