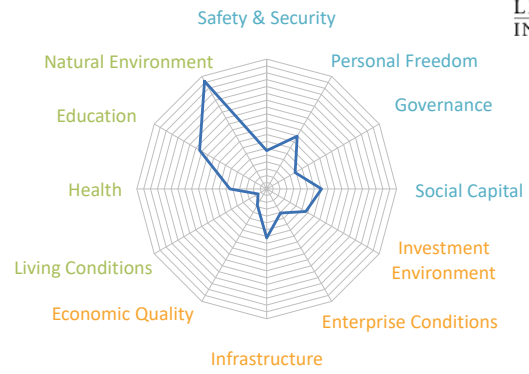
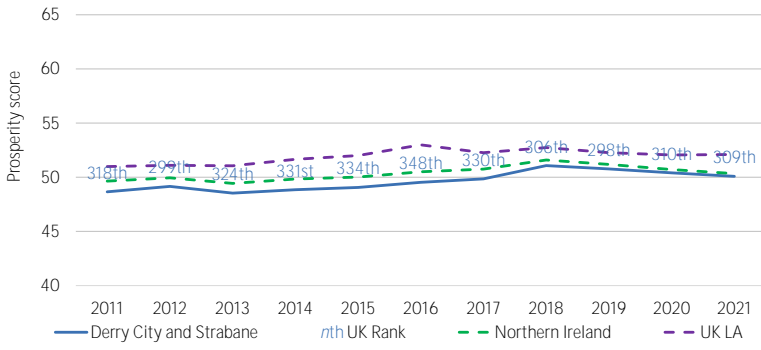


Derry City and Strabane: Prosperity score 50.1 (309th)
















































































Prosperity over time



Breakdown of performance

	2011	Score 10-year trend	2021	Rank - UK LA (1 to 379) 2021	10-year rank change	Rank - Northern Ireland (1 to 11) 2021
Prosperity score	48.7		50.1	309	▲ 9	10
Inclusive Societies	54.2		52.5	277	▼ 17	10
Safety & Security	61.8		59.0	268	▲ 3	10
Personal Freedom	59.4		59.1	202	▼ 66	1
Governance	44.8		45.8	284	▲ 24	5
Social Capital	50.9		46.1	220	▼ 56	10
Open Economies	44.0		43.3	313	▼ 65	2
Investment Environment	45.4		37.8	248	▼ 73	7
Enterprise Conditions	48.2		38.2	299	▼ 82	1
Infrastructure	47.7		54.7	237	▼ 117	3
Economic Quality	34.9		42.6	325	▲ 44	9
Empowered People	47.7		54.4	225	▲ 122	10
Living Conditions	43.6		52.4	351	▲ 25	11
Health	50.6		45.8	273	▲ 64	10
Education	41.5		57.6	154	▲ 180	10
Natural Environment	55.1		62.0	17	▼ 9	2

Derry City and Strabane (309th): Pillar and element scores

Pillar		2011 Prosperity score 10-yr trend 2021		2021 UK LA Rank 10-yr rank change		Northern Ireland Rank 2021		Pillar		2011 Prosperity score 10-yr trend 2021		2021 UK LA Rank 10-yr rank change		Northern Ireland Rank 2021	
	Safety & Security	61.8		59.0	268	▲ 3	10		Personal Freedom	59.4		59.1	202	▼ 66	1
Violent Crime	50%	56.5		52.9	277	▲ 45	10	Social Tolerance	60%	51.7		51.7	202	▼ 66	1
Property Crime	30%	63.8		65.3	191	▼ 71	10	Agency	10%	71.0		71.7	1	-	1
Civil Disorder	15%	66.4		64.5	275	▲ 4	10	Freedom of Assembly and Association	10%	78.9		80.9	1	-	1
Terrorism	5%	89.2		65.5	273	▲ 97	3	Freedom of Speech and Access to Information	10%	78.4		72.6	1	-	1
								Absence of Legal Discrimination	10%	55.4		55.1	1	-	1
	Governance	44.8		45.8	284	▲ 24	5		Social Capital	50.9		46.1	220	▼ 56	10
Quality of Local Democracy	35%	49.6		52.8	47	▲ 99	3	Personal Support	10%	93.3		80.0	1	-	1
Government Integrity	30%	33.1		33.1	279	-	1	Family Relationships	30%	52.1		41.1	336	▼ 91	10
Government Effectiveness	35%	50.1		49.7	339	▼ 48	6	Social Networks	15%	38.3		38.1	258	▲ 111	1
								Institutional Trust	20%	41.9		37.6	278	▲ 4	1
								Civic and Social Participation	25%	47.1		50.0	194	▲ 18	7
	Investment Environment	45.4		37.8	248	▼ 73	7		Enterprise Conditions	48.2		38.2	299	▼ 82	1
Financing Services	20%	55.8		31.8	291	▼ 207	1	Domestic Market Contestability	30%	34.8		35.9	347	▼ 20	7
Investment Demand	30%	56.5		53.1	53	▼ 7	1	Business Environment	40%	52.8		34.8	247	▼ 123	5
Capital Supply	50%	34.6		31.1	348	▼ 31	7	Labour Market Flexibility	30%	55.4		45.0	84	▲ 33	1
	Infrastructure	47.7		54.7	237	▼ 117	3		Economic Quality	34.9		42.6	325	▲ 44	9
Communications	40%	47.3		60.2	232	▼ 226	5	Labour Force Engagement	20%	39.0		64.5	32	▲ 307	2
Electricity & Gas	10%	55.6		60.9	35	▲ 261	1	Dynamism	20%	27.9		21.7	271	▼ 48	6
Water	5%	55.0		74.4	9	▲ 201	1	Productivity and Competitiveness	30%	35.3		49.0	316	▲ 47	9
Transport	45%	45.5		46.2	267	▼ 20	6	Fiscal Sustainability	20%	26.8		26.8	357	▲ 12	11
								Macroeconomic Stability	10%	55.8		52.7	318	▲ 11	5
	Living Conditions	43.6		52.4	351	▲ 25	11		Health	50.6		45.8	273	▲ 64	10
Material Resources	30%	28.1		47.2	312	▲ 54	11	Behavioural and Physiological Risk Factors	15%	40.0		43.2	287	▲ 47	6
Shelter	25%	41.8		41.7	362	▼ 3	10	Preventative Interventions	15%	73.3		74.8	99	▼ 27	7
Digital Connectedness	15%	50.1		59.4	284	▼ 24	5	Care Systems	15%	60.4		38.6	162	▼ 60	3
Access to Local Amenities	15%	72.4		72.4	17	-	2	Mental Health	15%	32.2		32.8	354	▲ 23	9
Protection from Harm	15%	42.3		53.3	267	▲ 83	7	Physical Health	20%	56.1		43.3	135	▲ 43	5
								Longevity	20%	42.7		43.5	307	▼ 36	10
	Education	41.5		57.6	154	▲ 180	10		Natural Environment	55.1		62.0	17	▼ 9	2
Pre-primary education	10%	60.4		61.3	48	▲ 298	1	Emissions	30%	54.8		61.8	63	▼ 58	1
Primary education	30%	45.0		45.1	310	▲ 41	11	Exposure to Air Pollution	25%	80.5		86.0	12	▼ 6	2
Secondary education	30%	38.2		73.3	67	▲ 114	10	Forest, Land and Soil	20%	39.9		42.6	177	▲ 40	7
Tertiary education provision	10%	67.5		68.3	3	▼ 2	3	Flooding and Water Management	10%	64.1		64.1	247	▲ 8	3
Adult skills	20%	18.5		45.6	305	▲ 37	1	Waste Management	15%	27.6		47.0	256	▲ 101	8



Italics: Indicator contains imputed values

Communications (232nd)						Electricity & Gas (35th)									
Source	Unit	Weight	2011	Value 10-yr trend	2021	UK LA Rank 2011	2021	Source	Unit	Weight	2011	Value 10-yr trend	2021	UK LA Rank 2011	2021
		40%	47.3		60.2	6	232			10%	55.6		60.9	296	35
Download speed	OFC Mbps	1.0	6.2		69.2	324	196	<i>Properties not connected to gas network</i>	BEIS percentage	1.0	14.2		14.2	219	219
Upload speed	OFC Mbps	0.5	4.6		11.3	4	235	Annual electricity cost	BEIS £ / year	0.5	588.4		540.0	369	1
Superfast broadband availability	OFC percentage	1.0	98.0		90.8	3	318	Annual gas cost	BEIS £ / year	0.5	582.0		582.0	1	30
Water (9th)						Transport (267th)									
Source	Unit	Weight	2011	Value 10-yr trend	2021	UK LA Rank 2011	2021	Source	Unit	Weight	2011	Value 10-yr trend	2021	UK LA Rank 2011	2021
		5%	55.0		74.4	210	9			45%	45.5		46.2	247	267
Water leakage	DW NIW SWater litres / property	1.0	196.5		123.7	369	209	Principal road condition	DIT percentage	0.5	3.4		3.4	92	217
Water costs	DW NIW SWater £	1.0	92.6		99.2	1	1	Non-principal road condition	DIT percentage	0.5	4.9		4.9	37	169
Loss of water supply	DW seconds / property	1.0	277.4		277.4	294	288	Journey delay	DIT seconds / vehicle mile	0.5	21.8		21.8	51	51
						Urban congestion									
						INRIX hours / year									
						36.0									
						33.0									
						106									
						97									
						Connectedness index									
						ORS number / national average									
						1.5									
						0.1									
						0.1									
						337									
						337									
						Passengers using rail stations									
						DIT NIDI passenger journeys per capita									
						1.0									
						7.2									
						8.3									
						187									
						189									
						Proximity to nearest major rail station									
						DIT minutes									
						0.5									
						64.0									
						64.0									
						200									
						200									
						Proximity to nearest airport									
						DIT minutes									
						0.5									
						101.3									
						101.3									
						178									
						178									
						Electric car charging									
						DIT number / 100,000 population									
						0.5									
						17.9									
						18.5									
						215									
						259									

Source Code	Source Name
BEIS	Department for Business, Energy & Industrial Strategy
BES	British Election Study
BVA	BVA Group
BVCA	British Venture Capital Association
CS: NIDO: g.s	Crime Survey: Northern Ireland Department of Justice: Scottish Government
DEFRA	Department for Environment, Food & Rural Affairs
DFE: g.s: SW	Department for Education: Scottish Government: Statistics for Wales
DW	Discover Water
DW: NIW: SWater	Discover Water: Northern Ireland Water: Scotland Water
DfE	Department for Education
DfT	Department for Transport
DfT: NISRA: g.s: SW	Department for Transport: Northern Ireland Statistics and Research Agency: Scottish Government: Statistics for Wales
EA	Environment Agency
EC: EONI	Electoral Commission: Electoral Office for Northern Ireland
EEA	European Environment Agency
FCA	Financial Conduct Authority
FH	Freedom House
FR	Forest Research
GSI	Global Slavery Index
GTD	Global Terrorism Database
Gallup	Gallup Dailies
HCL	House of Commons Library
HMRC	Her Majesty's Revenue and Customs
HOFF	Home Office
HSE	Health and Safety Executive
INRIX	INRIX Global Traffic Scorecard
IPO	Intellectual Property Office
Kell	Kellogg's
LG: RQIA: SW	Local Government Association: The Regulation and Quality Improvement Authority: Statistics for Wales
LGA	Local Government Association
LGA: g.s: g.w	Local Government Association: Scottish Government: Welsh Government
MHCLG	Ministry of Housing, Communities & Local Government
MHCLG: DfI: g.s: g.w	Ministry of Housing, Communities & Local Government: Department for Infrastructure (Northern Ireland): Scottish Government: Welsh Government
MHCLG: NIAO: g.s: AW	Ministry of Housing, Communities & Local Government: Northern Ireland Audit Office: Scottish Government: Audit Wales
MHCLG: NIHE: NRS: SW	Ministry of Housing, Communities & Local Government: Northern Ireland Housing Executive: National Records Scotland: Statistics for Wales
MHCLG: NIHE: SW	Ministry of Housing, Communities & Local Government: Northern Ireland Housing Executive: Statistics for Wales
MHCLG: NISRA: g.s: SW	Ministry of Housing, Communities & Local Government: Northern Ireland Statistics and Research Agency: Scottish Government: Statistics for Wales
MHCLG: NRS: SW	Ministry of Housing, Communities & Local Government: National Records Scotland: Statistics for Wales
MHCLG: g.s: g.w	Ministry of Housing, Communities & Local Government: Scottish Government: Welsh Government
NHS: H-ni: PHS: SW	National Health Service: Department of Health (NI): Public Health Scotland: Statistics for Wales
NHS: H-ni: SW: PHS	National Health Service: Department of Health (NI): Statistics for Wales: Public Health Scotland
NHS: NISRA: PHS: PHW	National Health Service: Northern Ireland Statistics and Research Agency: Public Health Scotland: Public Health Wales
NHS: PHS	National Health Service: Public Health Scotland
OCd	Open Council Data
OfCOM	Ofcom
ONS	Office for National Statistics
ONS: NISRA	Office for National Statistics: Northern Ireland Statistics and Research Agency
ONS: NISRA: NRS	Office for National Statistics: Northern Ireland Statistics and Research Agency: National Records Scotland
ONS: NISRA: g.s	Office for National Statistics: Northern Ireland Statistics and Research Agency: Scottish Government
ONS: NISRA: g.s: SW	Office for National Statistics: Northern Ireland Statistics and Research Agency: Scottish Government: Statistics for Wales
ONS: NRS	Office for National Statistics: National Records Scotland
ONS: g.s	Office for National Statistics: Scottish Government
ORS	Open Route Service
PHE	Public Health England
PHOF: NISRA: PHS: SW	Public Health Outcomes Framework: Northern Ireland Statistics and Research Agency: Scottish Public Health Observatory: Statistics for Wales
PHOF: NISRA: SPHO: PHW	Public Health Outcomes Framework: Northern Ireland Statistics and Research Agency: Public Health Scotland: Public Health Wales
PHOF: NISRA: g.s	Public Health Outcomes Framework: Northern Ireland Statistics and Research Agency: Scottish Government
PHOF: NISRA: g.s: SW	Public Health Outcomes Framework: Northern Ireland Statistics and Research Agency: Scottish Government: Statistics for Wales
PHOF: PHS: SW	Public Health Outcomes Framework: Scottish Public Health Observatory: Statistics for Wales
PRC	Pew Research Center
PWLB	Public Works Loans Board
RF	Resolution Foundation
RSF	Reporters Without Borders
SE	Sport England
SMC	Social Metrics Commission
TEC: NIE	The Elections Centre: Northern Ireland Elections
UKF	UK Finance
US	Understanding Society
VDEM	Varieties of Democracy
WJP	World Justice Project (Rule of Law Index)
gov.uk: DoE: SW	gov.uk: Department of Education (Northern Ireland): Statistics for Wales
gov.uk: DoE: g.s: CW	gov.uk: Department of Education (Northern Ireland): Scottish Government: Careers Wales
gov.uk: DoE: g.s: SW	gov.uk: Department of Education (Northern Ireland): Scottish Government: Statistics for Wales
gov.uk: NISRA: g.s: SW	gov.uk: Northern Ireland Statistics and Research Agency: Scottish Government: Statistics for Wales
gov.uk: g.s: SW	gov.uk: Scottish Government: Statistics for Wales