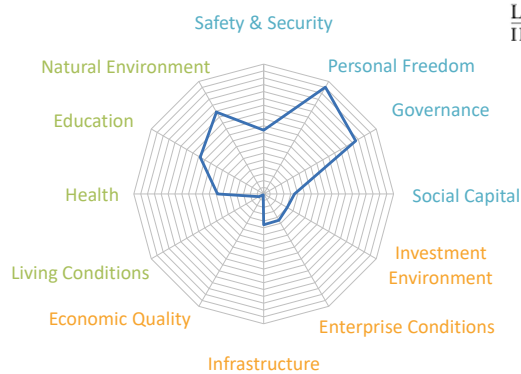
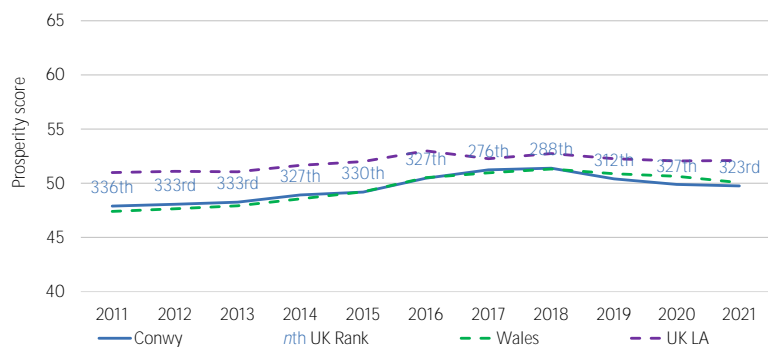


Conwy: Prosperity score 49.8 (323rd)



LEGATUM INSTITUTE














































































Prosperity over time



Breakdown of performance

	2011	Score 10-year trend	2021	Rank - UK LA (1 to 379) 2021	10-year rank change	Rank - Wales (1 to 22) 2021
Prosperity score	47.9		49.8	323	▲ 13	11
Inclusive Societies	58.0		56.1	146	▲ 2	7
Safety & Security	70.8		64.0	194	▼ 94	16
Personal Freedom	59.7		61.5	20	▲ 88	8
Governance	51.3		55.6	70	▲ 112	3
Social Capital	50.1		43.5	290	▼ 100	9
Open Economies	36.5		40.2	364	▲ 8	19
Investment Environment	38.3		35.0	301	▲ 1	11
Enterprise Conditions	43.8		38.8	291	▲ 19	17
Infrastructure	31.4		51.6	290	▲ 38	12
Economic Quality	32.4		35.4	377	▲ 1	20
Empowered People	49.2		52.9	283	▲ 24	7
Living Conditions	44.7		50.8	364	▲ 9	14
Health	56.7		46.7	245	▼ 51	8
Education	44.9		57.2	166	▲ 125	12
Natural Environment	50.6		57.0	104	▼ 55	4

Conwy (323rd): Pillar and element scores

Pillar		2011 Prosperity score 10-yr trend 2021		2021 UK LA Rank 10-yr rank change		Wales Rank 2021	Pillar		2011 Prosperity score 10-yr trend 2021		2021 UK LA Rank 10-yr rank change		Wales Rank 2021		
	Safety & Security	70.8		64.0	194	▼ 94	16		Personal Freedom	59.7		61.5	20	▲ 88	8
Violent Crime	50%	69.7		57.4	214	▼ 93	15	Social Tolerance	60%	52.2		55.7	20	▲ 88	8
Property Crime	30%	65.0		63.5	213	▼ 107	18	Agency	10%	71.0		71.7	1	-	1
Civil Disorder	15%	76.6		75.3	105	▲ 35	9	Freedom of Assembly and Association	10%	78.9		80.9	1	-	1
Terrorism	5%	100.0		99.6	82	▼ 81	14	Freedom of Speech and Access to Information	10%	78.4		72.6	1	-	1
								Absence of Legal Discrimination	10%	55.4		55.1	1	-	1
	Governance	51.3		55.6	70	▲ 112	3		Social Capital	50.1		43.5	290	▼ 100	9
Quality of Local Democracy	35%	52.2		58.2	23	▲ 78	6	Personal Support	10%	55.3		41.6	253	▼ 209	1
Government Integrity	30%	47.3		47.3	165	-	1	Family Relationships	30%	54.3		47.2	277	▼ 66	11
Government Effectiveness	35%	53.7		60.0	259	▼ 2	7	Social Networks	15%	53.9		42.6	53	▼ 2	8
								Institutional Trust	20%	40.5		35.1	357	▼ 18	8
								Civic and Social Participation	25%	48.2		47.0	248	▼ 64	3
	Investment Environment	38.3		35.0	301	▲ 1	11		Enterprise Conditions	43.8		38.8	291	▲ 19	17
Financing Services	20%	38.6		37.0	202	▲ 132	11	Domestic Market Contestability	30%	44.2		28.9	372	▼ 148	16
Investment Demand	30%	36.0		40.4	120	▲ 60	17	Business Environment	40%	44.8		45.0	71	▲ 188	4
Capital Supply	50%	39.6		30.9	352	▼ 79	8	Labour Market Flexibility	30%	42.1		40.5	164	▲ 125	10
	Infrastructure	31.4		51.6	290	▲ 38	12		Economic Quality	32.4		35.4	377	▲ 1	20
Communications	40%	4.1		55.7	314	▲ 57	14	Labour Force Engagement	20%	45.5		55.6	213	▲ 56	13
Electricity & Gas	10%	59.5		50.0	281	▼ 12	14	Dynamism	20%	22.5		19.9	327	▲ 4	14
Water	5%	60.1		61.0	135	▲ 33	1	Productivity and Competitiveness	30%	28.8		32.7	379	▼ 1	22
Transport	45%	46.3		47.3	256	▼ 22	11	Fiscal Sustainability	20%	27.6		22.8	372	▼ 4	17
								Macroeconomic Stability	10%	46.7		59.6	257	▲ 115	1
	Living Conditions	44.7		50.8	364	▲ 9	14		Health	56.7		46.7	245	▼ 51	8
Material Resources	30%	46.0		52.0	273	▲ 19	9	Behavioural and Physiological Risk Factors	15%	61.0		44.0	277	▼ 183	9
Shelter	25%	59.7		53.8	331	▼ 51	19	Preventative Interventions	15%	59.5		64.9	257	▲ 30	13
Digital Connectedness	15%	33.0		55.2	320	▲ 39	18	Care Systems	15%	59.8		36.7	200	▼ 88	10
Access to Local Amenities	15%	28.6		28.6	356	▲ 2	14	Mental Health	15%	61.7		53.0	76	▲ 188	7
Protection from Harm	15%	45.0		61.1	164	▲ 164	3	Physical Health	20%	57.6		39.4	171	▼ 19	16
								Longevity	20%	44.3		45.2	293	▼ 37	12
	Education	44.9		57.2	166	▲ 125	12		Natural Environment	50.6		57.0	104	▼ 55	4
Pre-primary education	10%	77.3		73.9	8	▲ 171	6	Emissions	30%	48.9		65.8	6	▲ 23	1
Primary education	30%	57.6		82.5	17	▲ 245	14	Exposure to Air Pollution	25%	72.5		78.7	39	▼ 11	3
Secondary education	30%	21.9		32.9	365	▼ 13	12	Forest, Land and Soil	20%	34.6		29.4	330	▼ 38	19
Tertiary education provision	10%	56.4		51.6	93	▼ 52	7	Flooding and Water Management	10%	67.7		63.6	288	▼ 69	20
Adult skills	20%	38.2		50.3	268	▼ 69	14	Waste Management	15%	27.5		36.0	351	▲ 8	16



				Value				UK LA Rank		Value				UK LA Rank					
				2011	10-yr trend	2021	2011	2021	2011	10-yr trend	2021	2011	2021	2011	2021				
Labour Force Engagement (213th)				20%	45.5		55.6	269	213	Dynamism (327th)				20%	22.5		19.9	331	327
Unemployment rate	ONS	percentage	2.0	7.0		4.7	193	227	New business density	ONS	number / 10,000 population	2.0	39.7		30.3	265	346		
NEET rate	ONS, NISRA g.s. SW	percentage	1.0	5.3		4.1	170	102	Second-year business survival rates	ONS	number / 10,000 population	1.0	30.5		26.4	256	313		
Job satisfaction	US	percentage	1.0	90.4		89.4	10	31	Patent applications	IPD	number / 100 population	0.5	1.7		2.6	241	124		
Female economic activity rate	ONS	percentage	1.0	70.4		71.8	223	281	High-growth density	ONS	number / 10,000 population	1.0	1.7		1.7	187	205		
Male economic activity rate	ONS	percentage	1.0	77.1		82.9	338	222	R&D tax credit use	BEIS	percentage	1.0	4.6		4.5	56	94		
Part-time employment share	ONS	percentage	1.0	30.9		24.8	339	187	Innovation voucher use	BEIS	percentage	1.0	1.3		1.6	358	315		
Non-permanent employment share	ONS	percentage	1.0	5.6		4.8	271	207											
Productivity and Competitiveness (379th)				30%	28.8		32.7	378	379	Fiscal Sustainability (372nd)				20%	27.6		22.8	368	372
Workforce Herfindahl Index	ONS	scale, 0-1	1.0	0.9		0.9	370	355	Reserve to expenditure ratio	MHCLG, NIAO g.s. AW	percentage	1.0	1.6		1.2	378	379		
High-tech business share	ONS	percentage	1.0	5.3		5.7	335	341	Financial pressure	MHCLG, NIAO g.s. AW	percentage	1.0	34.0		34.0	349	137		
Tradables index	ONS, NISRA	£ / worker	1.0	0.029		0.031	377	377	Spending power per dwelling	MHCLG, NIAO g.s. AW	£ / household	1.0	1,529.6		1,529.6	336	323		
Public sector share	ONS, NISRA	percentage	1.0	23.9		27.5	250	358	Public works investment	PWLB	£ per capita	1.0	85.6		0.9	107	359		
Export turnover	BEIS	scale, 1-8	1.0	2.3		1.7	305	330											
GVA per Hour	ONS	£ / hour	1.0	19.6		24.4	367	368											
Macroeconomic Stability (257th)				10%	46.7		59.6	372	257										
GVA per capita growth	ONS	percentage	2.0	2.5		4.8	318	40											
Inactivity shock	ONS	percentage	1.0	-1.1		2.2	1	1											
Economic shrinkage	ONS	percentage	1.0	2.0		0.0	260	1											
SME growth	BEIS	scale, 1-8	1.0	3.3		2.6	315	315											
SME profits	BEIS	percentage	1.0	16.6		13.5	315	315											



Italics: Indicator contains imputed values

				Value			UK LA Rank						Value			UK LA Rank	
				2011	10-yr trend	2021	2011	2021					2011	10-yr trend	2021	2011	2021
Pre-primary education (8th)				10%		77.3	179	8	Primary education (17th)				30%		57.6	262	17
Pre-primary enrolment rate	gov.uk NISRA: g.s SW	percentage	0.5	95.3		95.5	39	30	Primary attendance	gov.uk NISRA: g.s SW	percentage	1.0	94.0		94.6	361	355
Attainment aged 7 (Literacy)	gov.uk g.s SW	percentage	1.0	84.0		82.1	297	3	Primary attainment (Literacy)	gov.uk g.s SW	percentage	1.0	81.8		89.5	277	1
Attainment aged 7 (Numeracy)	gov.uk g.s SW	percentage	1.0	86.6		84.7	310	3	Primary attainment (Numeracy)	gov.uk g.s SW	percentage	1.0	83.3		90.7	225	2
									Low-income primary attainment (Literacy)	gov.uk g.s SW	percentage	1.0	65.6		77.9	114	4
									Low-income primary attainment (Numeracy)	gov.uk g.s SW	percentage	1.0	67.8		80.5	90	5
Secondary education (365th)				30%		21.9	352	365	Tertiary education provision (93rd)				10%		56.4	41	93
Secondary attendance	gov.uk NISRA: g.s SW	percentage	1.0	91.6		93.9	344	293	Further education	gov.uk DoE: g.s CW	percentage	1.0	43.7		42.1	237	250
Secondary attainment	gov.uk DoE: g.s SW	percentage	2.0	50.0		52.5	337	368	Apprenticeships	gov.uk DoE: g.s CW	percentage	0.5	4.2		2.9	318	324
Low-income secondary attainment	gov.uk DoE: SW	percentage	2.0	27.3		28.5	286	368	Higher education	gov.uk DoE: g.s CW	percentage	2.0	36.4		33.8	52	80
Adult skills (268th)				20%		38.2	199	268									
Adult population with some qualifications	ONS	percentage	1.0	87.2		90.3	229	294									
Adult population with at least level 2 qualifications	ONS	percentage	1.0	66.5		72.3	181	280									
Adult population with at least level 4 qualifications	ONS	percentage	1.0	30.2		36.1	157	218									

Source Code	Source Name
BEIS	Department for Business, Energy & Industrial Strategy
BES	British Election Study
BVA	BVA Group
BVCA	British Venture Capital Association
CS: NIDO: g.s	Crime Survey: Northern Ireland Department of Justice: Scottish Government
DEFRA	Department for Environment, Food & Rural Affairs
DFE: g.s: SW	Department for Education: Scottish Government: Statistics for Wales
DW	Discover Water
DW: NIW: SWater	Discover Water: Northern Ireland Water: Scotland Water
DfE	Department for Education
DfT	Department for Transport
DfT: NISRA: g.s: SW	Department for Transport: Northern Ireland Statistics and Research Agency: Scottish Government: Statistics for Wales
EA	Environment Agency
EC: EONI	Electoral Commission: Electoral Office for Northern Ireland
EEA	European Environment Agency
FCA	Financial Conduct Authority
FH	Freedom House
FR	Forest Research
GSI	Global Slavery Index
GTD	Global Terrorism Database
Gallup	Gallup Dailies
HCL	House of Commons Library
HMRC	Her Majesty's Revenue and Customs
HOFF	Home Office
HSE	Health and Safety Executive
INRIX	INRIX Global Traffic Scorecard
IPO	Intellectual Property Office
Kell	Kellogg's
LG: RQIA: SW	Local Government Association: The Regulation and Quality Improvement Authority: Statistics for Wales
LGA	Local Government Association
LGA: g.s: g.w	Local Government Association: Scottish Government: Welsh Government
MHCLG	Ministry of Housing, Communities & Local Government
MHCLG: DfI: g.s: g.w	Ministry of Housing, Communities & Local Government: Department for Infrastructure (Northern Ireland): Scottish Government: Welsh Government
MHCLG: NIAO: g.s: AW	Ministry of Housing, Communities & Local Government: Northern Ireland Audit Office: Scottish Government: Audit Wales
MHCLG: NIHE: NRS: SW	Ministry of Housing, Communities & Local Government: Northern Ireland Housing Executive: National Records Scotland: Statistics for Wales
MHCLG: NIHE: SW	Ministry of Housing, Communities & Local Government: Northern Ireland Housing Executive: Statistics for Wales
MHCLG: NISRA: g.s: SW	Ministry of Housing, Communities & Local Government: Northern Ireland Statistics and Research Agency: Scottish Government: Statistics for Wales
MHCLG: NRS: SW	Ministry of Housing, Communities & Local Government: National Records Scotland: Statistics for Wales
MHCLG: g.s: g.w	Ministry of Housing, Communities & Local Government: Scottish Government: Welsh Government
NHS: H-ni: PHS: SW	National Health Service: Department of Health (NI): Public Health Scotland: Statistics for Wales
NHS: H-ni: SW: PHS	National Health Service: Department of Health (NI): Statistics for Wales: Public Health Scotland
NHS: NISRA: PHS: PHW	National Health Service: Northern Ireland Statistics and Research Agency: Public Health Scotland: Public Health Wales
NHS: PHS	National Health Service: Public Health Scotland
OCd	Open Council Data
OfCOM	Ofcom
ONS	Office for National Statistics
ONS: NISRA	Office for National Statistics: Northern Ireland Statistics and Research Agency
ONS: NISRA: NRS	Office for National Statistics: Northern Ireland Statistics and Research Agency: National Records Scotland
ONS: NISRA: g.s	Office for National Statistics: Northern Ireland Statistics and Research Agency: Scottish Government
ONS: NISRA: g.s: SW	Office for National Statistics: Northern Ireland Statistics and Research Agency: Scottish Government: Statistics for Wales
ONS: NRS	Office for National Statistics: National Records Scotland
ONS: g.s	Office for National Statistics: Scottish Government
ORS	Open Route Service
PHE	Public Health England
PHOF: NISRA: PHS: SW	Public Health Outcomes Framework: Northern Ireland Statistics and Research Agency: Scottish Public Health Observatory: Statistics for Wales
PHOF: NISRA: SPHO: PHW	Public Health Outcomes Framework: Northern Ireland Statistics and Research Agency: Public Health Scotland: Public Health Wales
PHOF: NISRA: g.s	Public Health Outcomes Framework: Northern Ireland Statistics and Research Agency: Scottish Government
PHOF: NISRA: g.s: SW	Public Health Outcomes Framework: Northern Ireland Statistics and Research Agency: Scottish Government: Statistics for Wales
PHOF: PHS: SW	Public Health Outcomes Framework: Scottish Public Health Observatory: Statistics for Wales
PRC	Pew Research Center
PWLB	Public Works Loans Board
RF	Resolution Foundation
Rsf	Reporters Without Borders
SE	Sport England
SMC	Social Metrics Commission
TEC: NIE	The Elections Centre: Northern Ireland Elections
UKF	UK Finance
US	Understanding Society
VDEM	Varieties of Democracy
WJP	World Justice Project (Rule of Law Index)
gov.uk: DoE: SW	gov.uk: Department of Education (Northern Ireland): Statistics for Wales
gov.uk: DoE: g.s: CW	gov.uk: Department of Education (Northern Ireland): Scottish Government: Careers Wales
gov.uk: DoE: g.s: SW	gov.uk: Department of Education (Northern Ireland): Scottish Government: Statistics for Wales
gov.uk: NISRA: g.s: SW	gov.uk: Northern Ireland Statistics and Research Agency: Scottish Government: Statistics for Wales
gov.uk: g.s: SW	gov.uk: Scottish Government: Statistics for Wales