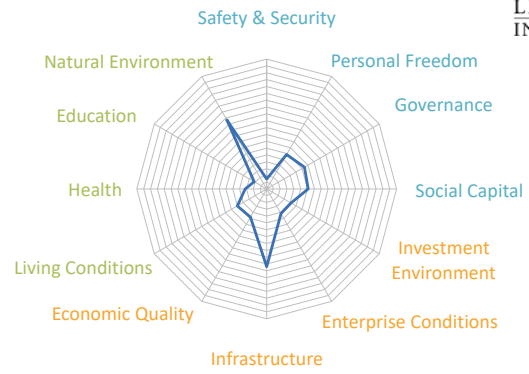
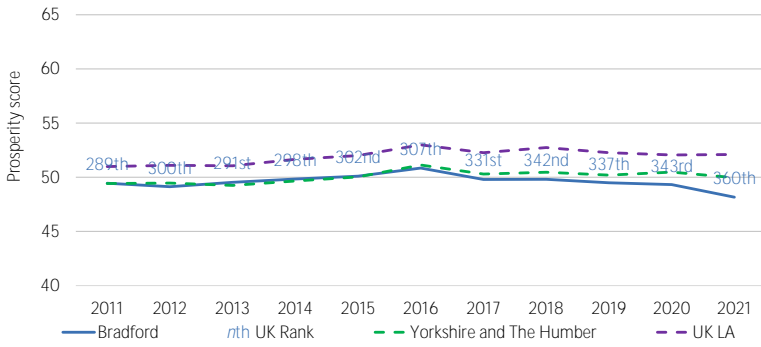


# Bradford: Prosperity score 48.2 (360th)















## Prosperity over time



## Breakdown of performance

	2011	Score 10-year trend	2021	Rank - UK LA (1 to 379) 2021	10-year rank change	Rank - Yorkshire and The Humber (1 to 21) 2021
<b>Prosperity score</b>	49.4		48.2	360	▼ 71	18
<b>Inclusive Societies</b>	53.0		49.3	330	▼ 41	16
Safety & Security	57.7		47.0	351	▼ 46	21
Personal Freedom	55.8		58.4	264	▲ 65	9
Governance	51.9		47.5	253	▼ 84	11
Social Capital	46.5		44.5	259	▲ 15	15
<b>Open Economies</b>	47.1		44.1	298	▼ 149	18
Investment Environment	41.7		35.0	298	▼ 55	15
Enterprise Conditions	55.4		38.5	297	▼ 264	17
Infrastructure	48.6		58.3	153	▼ 54	7
Economic Quality	42.5		44.8	285	▲ 9	17
<b>Empowered People</b>	48.3		51.0	343	▼ 8	14
Living Conditions	54.4		56.2	281	▼ 18	11
Health	52.0		43.1	317	-	17
Education	41.2		49.0	338	▼ 1	21
Natural Environment	45.6		55.8	148	▲ 52	5

Bradford (360th): Pillar and element scores

Pillar		Prosperity score 10-yr trend			UK LA Rank 10-yr rank change			Yorkshire and The Humber Rank 2021							
	<b>Safety &amp; Security</b>	2011	47.0	2021	351	46	21		<b>Personal Freedom</b>	2011	58.4	2021	264	65	9
Violent Crime	50%	60.2	43.9	343	41	20	Social Tolerance	60%	45.7	50.5	264	65	9		
Property Crime	30%	42.8	52.4	335	11	18	Agency	10%	71.0	71.7	1	-	1		
Civil Disorder	15%	65.2	41.9	367	74	21	Freedom of Assembly and Association	10%	78.9	80.9	1	-	1		
Terrorism	5%	100.0	60.0	297	296	19	Freedom of Speech and Access to Information	10%	78.4	72.6	1	-	1		
							Absence of Legal Discrimination	10%	55.4	55.1	1	-	1		
	<b>Governance</b>	2011	47.5	2021	253	84	11		<b>Social Capital</b>	2011	44.5	2021	259	15	15
Quality of Local Democracy	35%	53.6	39.7	162	79	8	Personal Support	10%	30.3	55.1	136	193	1		
Government Integrity	30%	41.5	41.5	228	-	5	Family Relationships	30%	52.8	46.8	285	49	17		
Government Effectiveness	35%	59.2	60.3	256	51	16	Social Networks	15%	46.8	34.8	345	14	13		
							Institutional Trust	20%	43.5	39.6	104	60	1		
							Civic and Social Participation	25%	47.7	47.4	241	45	15		
	<b>Investment Environment</b>	2011	35.0	2021	298	55	15		<b>Enterprise Conditions</b>	2011	38.5	2021	297	264	17
Financing Services	20%	61.2	38.3	176	139	9	Domestic Market Contestability	30%	43.5	51.5	167	65	8		
Investment Demand	30%	50.9	39.8	135	54	9	Business Environment	40%	55.0	38.7	172	79	15		
Capital Supply	50%	28.4	30.9	353	22	17	Labour Market Flexibility	30%	67.8	25.1	335	316	19		
	<b>Infrastructure</b>	2011	58.3	2021	153	54	7		<b>Economic Quality</b>	2011	44.8	2021	285	9	17
Communications	40%	39.6	63.4	184	86	8	Labour Force Engagement	20%	43.6	49.7	307	10	17		
Electricity & Gas	10%	68.5	58.1	113	29	9	Dynamism	20%	24.6	20.9	293	3	16		
Water	5%	62.3	60.3	157	22	3	Productivity and Competitiveness	30%	39.9	55.5	225	106	9		
Transport	45%	50.7	53.6	148	7	6	Fiscal Sustainability	20%	49.4	40.4	143	48	9		
							Macroeconomic Stability	10%	70.0	59.5	259	81	21		
	<b>Living Conditions</b>	2011	56.2	2021	281	18	11		<b>Health</b>	2011	43.1	2021	317	-	17
Material Resources	30%	44.8	48.8	298	2	17	Behavioural and Physiological Risk Factors	15%	47.4	48.5	232	32	11		
Shelter	25%	56.0	59.5	293	19	18	Preventative Interventions	15%	58.6	52.4	332	40	21		
Digital Connectedness	15%	49.0	52.6	341	73	10	Care Systems	15%	61.9	38.1	178	100	10		
Access to Local Amenities	15%	63.3	61.8	101	3	6	Mental Health	15%	59.2	46.7	181	109	8		
Protection from Harm	15%	67.2	63.4	143	31	5	Physical Health	20%	55.9	37.9	184	2	6		
							Longevity	20%	33.6	38.3	343	6	20		
	<b>Education</b>	2011	49.0	2021	338	1	21		<b>Natural Environment</b>	2011	55.8	2021	148	52	5
Pre-primary education	10%	70.8	52.2	244	88	7	Emissions	30%	42.7	58.7	173	5	7		
Primary education	30%	61.6	54.4	154	66	7	Exposure to Air Pollution	25%	50.0	66.0	120	14	8		
Secondary education	30%	21.3	56.0	321	35	21	Forest, Land and Soil	20%	38.5	36.1	250	16	7		
Tertiary education provision	10%	50.0	46.7	178	55	8	Flooding and Water Management	10%	73.4	73.4	137	2	3		
Adult skills	20%	21.2	29.8	373	44	21	Waste Management	15%	35.2	47.7	248	32	14		
















*Italics: Indicator contains imputed values*

Communications (184th)						Electricity & Gas (113th)									
Source	Unit	Weight	2011	Value 10-yr trend	2021	UK LA Rank 2011	2021	Source	Unit	Weight	2011	Value 10-yr trend	2021	UK LA Rank 2011	2021
		<b>40%</b>	39.6		63.4	98	184			<b>10%</b>	68.5		58.1	84	113
Download speed	OFC	Mbps	1.0	8.3	74.8	72	165	Properties not connected to gas network	BEIS	percentage	1.0	6.7	7.2	89	103
Upload speed	OFC	Mbps	0.5	3.0	10.7	214	278	Annual electricity cost	BEIS	£ / year	0.5	499.3	611.4	1	12
Superfast broadband availability	OFC	percentage	1.0	81.0	96.4	97	163	Annual gas cost	BEIS	£ / year	0.5	609.7	582.7	44	44
<b>Water (157th)</b>						<b>Transport (148th)</b>									
		<b>5%</b>	62.3		60.3	135	157			<b>45%</b>	50.7		53.6	155	148
Water leakage	DW, NIW SWater	litres / property	1.0	130.0	125.0	234	221	Principal road condition	DfT	percentage	0.5	3.0	2.0	44	23
Water costs	DW, NIW SWater	£	1.0	173.0	185.0	41	112	Non-principal road condition	DfT	percentage	0.5	6.0	3.0	131	52
Loss of water supply	DW	seconds / property	1.0	173.0	182.0	26	53	Journey delay	DfT	seconds / vehicle mile	0.5	61.3	60.2	322	314
								Urban congestion	INRIX	hours / year	0.5	62.0	66.0	267	274
								Connectedness index	ORS	number / national average	1.5	0.7	0.7	178	178
								Passengers using rail stations	DfT, NIDI	passenger journeys per capita	1.0	12.0	14.2	119	128
								Proximity to nearest major rail station	DfT	minutes	0.5	48.3	48.3	70	70
								Proximity to nearest airport	DfT	minutes	0.5	79.9	79.9	90	90
								Electric car charging	DfT	number / 100,000 population	0.5	10.8	20.7	297	234











Source Code	Source Name
BEIS	Department for Business, Energy & Industrial Strategy
BES	British Election Study
BVA	BVA Group
BVCA	British Venture Capital Association
CS: NIDO: g.s	Crime Survey: Northern Ireland Department of Justice: Scottish Government
DEFRA	Department for Environment, Food & Rural Affairs
DFE: g.s: SW	Department for Education: Scottish Government: Statistics for Wales
DW	Discover Water
DW: NIW: SWater	Discover Water: Northern Ireland Water: Scotland Water
DfE	Department for Education
DfT	Department for Transport
DfT: NISRA: g.s: SW	Department for Transport: Northern Ireland Statistics and Research Agency: Scottish Government: Statistics for Wales
EA	Environment Agency
EC: EONI	Electoral Commission: Electoral Office for Northern Ireland
EEA	European Environment Agency
FCA	Financial Conduct Authority
FH	Freedom House
FR	Forest Research
GSI	Global Slavery Index
GTD	Global Terrorism Database
Gallup	Gallup Dailies
HCL	House of Commons Library
HMRC	Her Majesty's Revenue and Customs
HOFF	Home Office
HSE	Health and Safety Executive
INRIX	INRIX Global Traffic Scorecard
IPO	Intellectual Property Office
Kell	Kellogg's
LG: RQIA: SW	Local Government Association: The Regulation and Quality Improvement Authority: Statistics for Wales
LGA	Local Government Association
LGA: g.s: g.w	Local Government Association: Scottish Government: Welsh Government
MHCLG	Ministry of Housing, Communities & Local Government
MHCLG: DfI: g.s: g.w	Ministry of Housing, Communities & Local Government: Department for Infrastructure (Northern Ireland): Scottish Government: Welsh Government
MHCLG: NIAO: g.s: AW	Ministry of Housing, Communities & Local Government: Northern Ireland Audit Office: Scottish Government: Audit Wales
MHCLG: NIHE: NRS: SW	Ministry of Housing, Communities & Local Government: Northern Ireland Housing Executive: National Records Scotland: Statistics for Wales
MHCLG: NIHE: SW	Ministry of Housing, Communities & Local Government: Northern Ireland Housing Executive: Statistics for Wales
MHCLG: NISRA: g.s: SW	Ministry of Housing, Communities & Local Government: Northern Ireland Statistics and Research Agency: Scottish Government: Statistics for Wales
MHCLG: NRS: SW	Ministry of Housing, Communities & Local Government: National Records Scotland: Statistics for Wales
MHCLG: g.s: g.w	Ministry of Housing, Communities & Local Government: Scottish Government: Welsh Government
NHS: H-ni: PHS: SW	National Health Service: Department of Health (NI): Public Health Scotland: Statistics for Wales
NHS: H-ni: SW: PHS	National Health Service: Department of Health (NI): Statistics for Wales: Public Health Scotland
NHS: NISRA: PHS: PHW	National Health Service: Northern Ireland Statistics and Research Agency: Public Health Scotland: Public Health Wales
NHS: PHS	National Health Service: Public Health Scotland
OCd	Open Council Data
OfCOM	Ofcom
ONS	Office for National Statistics
ONS: NISRA	Office for National Statistics: Northern Ireland Statistics and Research Agency
ONS: NISRA: NRS	Office for National Statistics: Northern Ireland Statistics and Research Agency: National Records Scotland
ONS: NISRA: g.s	Office for National Statistics: Northern Ireland Statistics and Research Agency: Scottish Government
ONS: NISRA: g.s: SW	Office for National Statistics: Northern Ireland Statistics and Research Agency: Scottish Government: Statistics for Wales
ONS: NRS	Office for National Statistics: National Records Scotland
ONS: g.s	Office for National Statistics: Scottish Government
ORS	Open Route Service
PHE	Public Health England
PHOF: NISRA: PHS: SW	Public Health Outcomes Framework: Northern Ireland Statistics and Research Agency: Scottish Public Health Observatory: Statistics for Wales
PHOF: NISRA: SPHO: PHW	Public Health Outcomes Framework: Northern Ireland Statistics and Research Agency: Public Health Scotland: Public Health Wales
PHOF: NISRA: g.s	Public Health Outcomes Framework: Northern Ireland Statistics and Research Agency: Scottish Government
PHOF: NISRA: g.s: SW	Public Health Outcomes Framework: Northern Ireland Statistics and Research Agency: Scottish Government: Statistics for Wales
PHOF: PHS: SW	Public Health Outcomes Framework: Scottish Public Health Observatory: Statistics for Wales
PRC	Pew Research Center
PWLB	Public Works Loans Board
RF	Resolution Foundation
RSF	Reporters Without Borders
SE	Sport England
SMC	Social Metrics Commission
TEC: NIE	The Elections Centre: Northern Ireland Elections
UKF	UK Finance
US	Understanding Society
VDEM	Varieties of Democracy
WJP	World Justice Project (Rule of Law Index)
gov.uk: DoE: SW	gov.uk: Department of Education (Northern Ireland): Statistics for Wales
gov.uk: DoE: g.s: CW	gov.uk: Department of Education (Northern Ireland): Scottish Government: Careers Wales
gov.uk: DoE: g.s: SW	gov.uk: Department of Education (Northern Ireland): Scottish Government: Statistics for Wales
gov.uk: NISRA: g.s: SW	gov.uk: Northern Ireland Statistics and Research Agency: Scottish Government: Statistics for Wales
gov.uk: g.s: SW	gov.uk: Scottish Government: Statistics for Wales