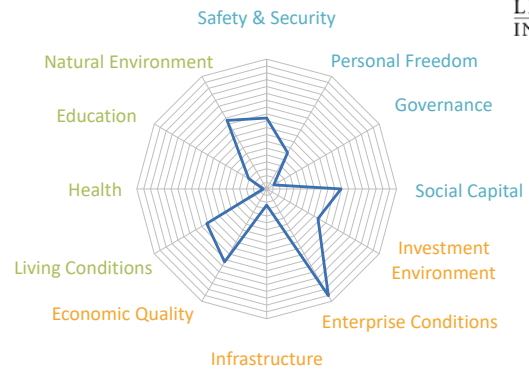
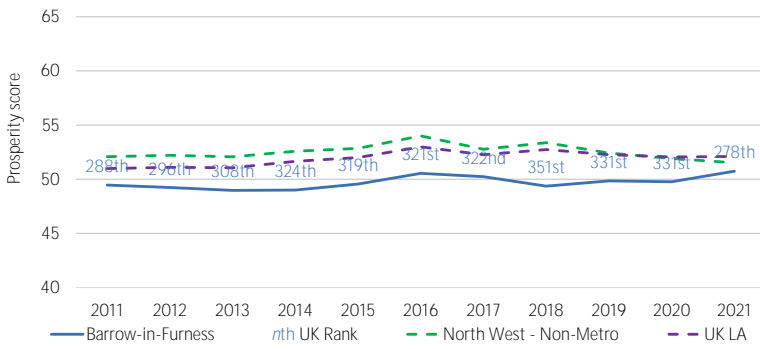


Barrow-in-Furness: Prosperity score 50.7 (278th)



































































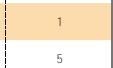
















































































Prosperity over time



Breakdown of performance

	2011	Score 10-year trend	2021	Rank - UK LA (1 to 379) 2021	10-year rank change	Rank - North West - Non-Metro (1 to 24) 2021
Prosperity score	49.5		50.7	278	▲ 10	15
Inclusive Societies	53.7		52.9	267	▲ 3	17
Safety & Security	70.5		65.6	173	▼ 69	14
Personal Freedom	56.0		58.4	258	▲ 59	5
Governance	38.0		39.5	356	▼ 2	21
Social Capital	50.5		48.1	163	▲ 14	5
Open Economies	44.2		47.7	180	▲ 62	5
Investment Environment	49.0		41.2	207	▼ 102	5
Enterprise Conditions	47.0		50.2	20	▲ 226	4
Infrastructure	25.7		48.5	333	▲ 35	22
Economic Quality	55.3		50.7	134	▼ 106	17
Empowered People	50.4		51.7	330	▼ 50	21
Living Conditions	49.1		61.5	178	▲ 170	8
Health	50.8		38.8	370	▼ 36	20
Education	50.5		50.6	319	▼ 153	20
Natural Environment	51.2		55.7	149	▼ 114	17

Barrow-in-Furness (278th): Pillar and element scores

Pillar		2011 Prosperity score		2021 Prosperity score		2021 UK LA Rank		2021 North West - Non-Metro Rank		2011 Prosperity score		2021 Prosperity score		2021 UK LA Rank		2021 North West - Non-Metro Rank		
		2011	10-yr trend	2021	10-yr trend	2021	10-yr rank change	2021	10-yr rank change	2021	10-yr trend	2021	10-yr trend	2021	10-yr rank change	2021	10-yr rank change	
	Safety & Security	70.5		65.6		173	▼ 69	14			Personal Freedom	56.0		58.4		258	▲ 59	5
	Violent Crime 50%	69.2		58.8		192	▼ 63	15			Social Tolerance 60%	46.1		50.5		258	▲ 59	5
	Property Crime 30%	65.4		68.4		134	▼ 34	15			Agency 10%	71.0		71.7		1	▲ -	1
	Civil Disorder 15%	75.5		71.2		180	▼ 21	20			Freedom of Assembly and Association 10%	78.9		80.9		1	▲ -	1
	Terrorism 5%	100.0		100.0		1	▲ -	1			Freedom of Speech and Access to Information 10%	78.4		72.6		1	▲ -	1
											Absence of Legal Discrimination 10%	55.4		55.1		1	▲ -	1
	Governance	38.0		39.5		356	▼ 2	21			Social Capital	50.5		48.1		163	▲ 14	5
	Quality of Local Democracy 35%	47.6		32.5		275	▼ 99	16			Personal Support 10%	40.7		56.2		97	▲ 160	1
	Government Integrity 30%	22.7		22.7		344	▲ -	19			Family Relationships 30%	55.2		48.1		258	▼ 59	14
	Government Effectiveness 35%	41.4		60.8		251	▲ 97	17			Social Networks 15%	49.5		43.2		47	▲ 154	1
											Institutional Trust 20%	44.3		38.3		238	▼ 132	4
											Civic and Social Participation 25%	54.2		55.7		79	▲ 23	3
	Investment Environment	49.0		41.2		207	▼ 102	5			Enterprise Conditions	47.0		50.2		20	▲ 226	4
	Financing Services 20%	33.8		45.2		72	▲ 285	1			Domestic Market Contestability 30%	35.5		47.6		218	▲ 103	9
	Investment Demand 30%	64.4		36.9		167	▼ 152	5			Business Environment 40%	67.9		49.5		13	▼ 2	2
	Capital Supply 50%	45.7		42.3		264	▼ 53	20			Labour Market Flexibility 30%	30.5		53.7		30	▲ 338	2
	Infrastructure	25.7		48.5		333	▲ 35	22			Economic Quality	55.3		50.7		134	▼ 106	17
	Communications 40%	5.5		58.2		272	▲ 83	18			Labour Force Engagement 20%	51.5		47.8		328	▼ 157	22
	Electricity & Gas 10%	70.7		61.2		23	▼ 2	4			Dynamism 20%	22.1		22.7		242	▲ 95	22
	Water 5%	49.6		51.4		243	▼ 11	2			Productivity and Competitiveness 30%	61.6		51.8		281	▼ 223	16
	Transport 45%	31.1		36.8		365	▲ 9	24			Fiscal Sustainability 20%	70.9		64.9		14	▼ 8	6
											Macroeconomic Stability 10%	79.4		80.9		17	▼ 5	4
	Living Conditions	49.1		61.5		178	▲ 170	8			Health	50.8		38.8		370	▼ 36	20
	Material Resources 30%	47.9		51.9		274	▲ 10	16			Behavioural and Physiological Risk Factors 15%	30.4		32.8		363	▲ 15	22
	Shelter 25%	61.9		69.0		101	▲ 114	9			Preventative Interventions 15%	78.5		76.3		77	▼ 46	6
	Digital Connectedness 15%	31.1		67.1		192	▲ 174	7			Care Systems 15%	52.6		35.5		232	▲ 21	19
	Access to Local Amenities 15%	66.9		66.4		49	▲ 7	2			Mental Health 15%	67.4		27.6		373	▼ 190	21
	Protection from Harm 15%	30.5		58.0		206	▲ 170	12			Physical Health 20%	36.2		22.0		358	▲ 19	19
											Longevity 20%	46.3		43.0		310	▼ 70	16
	Education	50.5		50.6		319	▼ 153	20			Natural Environment	51.2						

Source Code	Source Name
BEIS	Department for Business, Energy & Industrial Strategy
BES	British Election Study
BVA	BVA Group
BVCA	British Venture Capital Association
CS: NIDO: g.s	Crime Survey: Northern Ireland Department of Justice: Scottish Government
DEFRA	Department for Environment, Food & Rural Affairs
DFE: g.s: SW	Department for Education: Scottish Government: Statistics for Wales
DW	Discover Water
DW: NIW: SWater	Discover Water: Northern Ireland Water: Scotland Water
DfE	Department for Education
DfT	Department for Transport
DfT: NISRA: g.s: SW	Department for Transport: Northern Ireland Statistics and Research Agency: Scottish Government: Statistics for Wales
EA	Environment Agency
EC: EONI	Electoral Commission: Electoral Office for Northern Ireland
EEA	European Environment Agency
FCA	Financial Conduct Authority
FH	Freedom House
FR	Forest Research
GSI	Global Slavery Index
GTD	Global Terrorism Database
Gallup	Gallup Dailies
HCL	House of Commons Library
HMRC	Her Majesty's Revenue and Customs
HOFF	Home Office
HSE	Health and Safety Executive
INRIX	INRIX Global Traffic Scorecard
IPO	Intellectual Property Office
Kell	Kellogg's
LG: RQIA: SW	Local Government Association: The Regulation and Quality Improvement Authority: Statistics for Wales
LGA	Local Government Association
LGA: g.s: g.w	Local Government Association: Scottish Government: Welsh Government
MHCLG	Ministry of Housing, Communities & Local Government
MHCLG: DfI: g.s: g.w	Ministry of Housing, Communities & Local Government: Department for Infrastructure (Northern Ireland): Scottish Government: Welsh Government
MHCLG: NIAO: g.s: AW	Ministry of Housing, Communities & Local Government: Northern Ireland Audit Office: Scottish Government: Audit Wales
MHCLG: NIHE: NRS: SW	Ministry of Housing, Communities & Local Government: Northern Ireland Housing Executive: National Records Scotland: Statistics for Wales
MHCLG: NIHE: SW	Ministry of Housing, Communities & Local Government: Northern Ireland Housing Executive: Statistics for Wales
MHCLG: NISRA: g.s: SW	Ministry of Housing, Communities & Local Government: Northern Ireland Statistics and Research Agency: Scottish Government: Statistics for Wales
MHCLG: NRS: SW	Ministry of Housing, Communities & Local Government: National Records Scotland: Statistics for Wales
MHCLG: g.s: g.w	Ministry of Housing, Communities & Local Government: Scottish Government: Welsh Government
NHS: H-ni: PHS: SW	National Health Service: Department of Health (NI): Public Health Scotland: Statistics for Wales
NHS: H-ni: SW: PHS	National Health Service: Department of Health (NI): Statistics for Wales: Public Health Scotland
NHS: NISRA: PHS: PHW	National Health Service: Northern Ireland Statistics and Research Agency: Public Health Scotland: Public Health Wales
NHS: PHS	National Health Service: Public Health Scotland
OCd	Open Council Data
OfCOM	Ofcom
ONS	Office for National Statistics
ONS: NISRA	Office for National Statistics: Northern Ireland Statistics and Research Agency
ONS: NISRA: NRS	Office for National Statistics: Northern Ireland Statistics and Research Agency: National Records Scotland
ONS: NISRA: g.s	Office for National Statistics: Northern Ireland Statistics and Research Agency: Scottish Government
ONS: NISRA: g.s: SW	Office for National Statistics: Northern Ireland Statistics and Research Agency: Scottish Government: Statistics for Wales
ONS: NRS	Office for National Statistics: National Records Scotland
ONS: g.s	Office for National Statistics: Scottish Government
ORS	Open Route Service
PHE	Public Health England
PHOF: NISRA: PHS: SW	Public Health Outcomes Framework: Northern Ireland Statistics and Research Agency: Scottish Public Health Observatory: Statistics for Wales
PHOF: NISRA: SPHO: PHW	Public Health Outcomes Framework: Northern Ireland Statistics and Research Agency: Public Health Scotland: Public Health Wales
PHOF: NISRA: g.s	Public Health Outcomes Framework: Northern Ireland Statistics and Research Agency: Scottish Government
PHOF: NISRA: g.s: SW	Public Health Outcomes Framework: Northern Ireland Statistics and Research Agency: Scottish Government: Statistics for Wales
PHOF: PHS: SW	Public Health Outcomes Framework: Scottish Public Health Observatory: Statistics for Wales
PRC	Pew Research Center
PWLB	Public Works Loans Board
RF	Resolution Foundation
Rsf	Reporters Without Borders
SE	Sport England
SMC	Social Metrics Commission
TEC: NIE	The Elections Centre: Northern Ireland Elections
UKF	UK Finance
US	Understanding Society
VDEM	Varieties of Democracy
WJP	World Justice Project (Rule of Law Index)
gov.uk: DoE: SW	gov.uk: Department of Education (Northern Ireland): Statistics for Wales
gov.uk: DoE: g.s: CW	gov.uk: Department of Education (Northern Ireland): Scottish Government: Careers Wales
gov.uk: DoE: g.s: SW	gov.uk: Department of Education (Northern Ireland): Scottish Government: Statistics for Wales
gov.uk: NISRA: g.s: SW	gov.uk: Northern Ireland Statistics and Research Agency: Scottish Government: Statistics for Wales
gov.uk: g.s: SW	gov.uk: Scottish Government: Statistics for Wales