

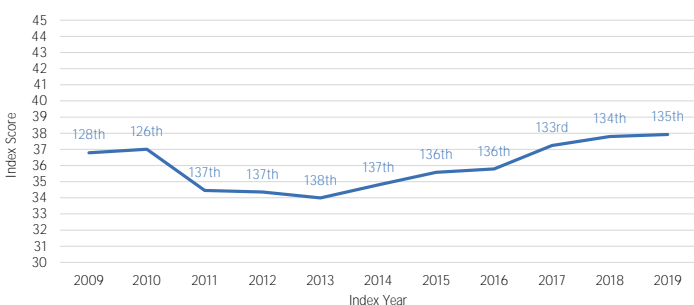
Madagascar: Index score 37.9 (135th)



GDP (US\$) per Capita: \$450 (152nd)

GDP (US\$): \$11bn (129th)


Economic Openness over time



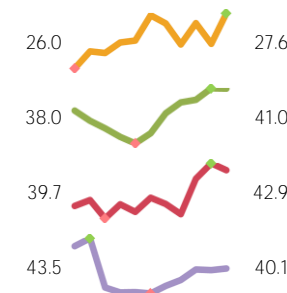
Pillar Performance

Market Access & Infrastructure
Investment Environment
Enterprise Conditions
Governance

Rank - Global (1 to 157)
2019



Score
2009 10-year trend 2019



Breakdown of performance

	2009	Score 10-year trend	2019	Rank - Global (1 to 157) 2019	10-year rank change
Economic Openness	36.8		37.9	135	▼ 7
Market Access & Infrastructure	26.0		27.6	137	▼ 4
Communication	3.6		4.6	146	▼ 15
Resources	4.1		4.3	144	▼ 2
Transport	4.6		4.2	154	▼ 6
Border Administration	1.8		1.9	120	-
Open Market Scale	0.8		1.6	78	▲ 8
Import Tariff Barriers	2.6		2.7	109	-
Market Distortions	8.6		8.3	73	▲ 2
Investment Environment	38.0		41.0	123	▲ 3
Property Rights	7.5		7.8	138	▼ 6
Investor Protection	7.7		7.8	125	▼ 13
Contract Enforcement	6.4		7.4	128	▲ 10
Financing Ecosystem	11.8		13.3	121	▲ 2
Restrictions on International Investment	4.5		4.7	96	▲ 7
Enterprise Conditions	39.7		42.9	134	▼ 2
Domestic Market Contestability	12.8		12.5	130	▼ 6
Environment for Business Creation	14.1		16.9	108	▲ 5
Burden of Regulation	8.6		9.0	148	▼ 5
Labour Market Flexibility	4.3		4.6	128	▼ 8
Governance	43.5		40.1	123	▼ 13
Executive Constraints	6.0		6.2	123	▲ 9
Political Accountability	9.4		9.9	79	▲ 11
Rule of Law	4.7		5.3	144	▲ 8
Government Integrity	7.7		6.3	134	▼ 24
Government Effectiveness	9.7		7.3	119	▼ 38
Regulatory quality	6.0		5.1	138	▼ 33


Italics: Indicator contains imputed values

Communication (146th)		Source	Unit	Value		Global Rank		
				2009	10-yr trend	2019	2009	2019
International internet bandwidth	ITU	kilobits per person	0.0		0.9	130	140	
2G, 3G and 4G network coverage	GSMA	index score, 0-100	35.1		36.8	126	140	
Fixed broadband subscriptions	ITU	number per 100 people	0.0		0.1	139	142	
Internet Usage	ITU	percentage of population	0.7		9.8	149	150	
Resources (144th)		Source	Unit	Value		Global Rank		
				2009	10-yr trend	2019	2009	2019
Installed electric capacity	UNESD	kilowatts per capita	0.0		0.0	149	144	
<i>Gross fixed water assets</i>	<i>IBNWS</i>	<i>USD per population served</i>	-203.2		-203.2	135	135	
Reliability of electricity supply	WBDB	index score, 0-7	1.0		1.0	103	107	
Ease of establishing an electricity connection	WBDB	index score, 0-100	26.2		30.0	153	155	
Water production	IBNWS	litres per person per day	281.9		281.9	71	71	
Reliability of water supply	WEF	expert survey, 1-7	4.3		4.3	100	100	
Transport (154th)		Source	Unit	Value		Global Rank		
				2009	10-yr trend	2019	2009	2019
Logistics performance	WBLPI	index score, 1-5	2.2		2.1	132	149	
<i>Airport Connectivity</i>	<i>WEF</i>	<i>index based on seats and size of airport</i>	0.0		0.0	141	141	
Efficiency of seaport services	WEF	expert survey, 1-7	2.6		2.5	136	141	
Liner shipping connectivity	UNCTAD	index score, rebased to 100 in 2004	7.8		9.0	121	128	
Quality of roads	WEF	expert survey, 1-7	2.4		2.4	146	146	
Road density	FAO	km per 100 sq km of land area	8.5		6.4	127	132	
Rail density	WBDI	km per sq km of land area	0.0		0.0	112	112	
Border Administration (120th)		Source	Unit	Value		Global Rank		
				2009	10-yr trend	2019	2009	2019
Efficiency of customs clearance process	WBLPI	survey, 1-5	2.2		2.3	99	120	
Time to comply with border regulations and procedures	WBDB	hours	96.5		69.0	117	104	
Cost to comply with border regulations and procedures	WBDB	USD (current)	350.0		432.5	113	133	
Open Market Scale (78th)		Source	Unit	Value		Global Rank		
				2009	10-yr trend	2019	2009	2019
Domestic and international market access for goods	WTO	constant 2010 USD \$bn	522.5		20,075.4	129	82	
<i>Domestic and international market access for services</i>	<i>WTO</i>	<i>constant 2010 USD \$bn</i>	16.9		21.6	138	140	
Trade-weighted average tariff faced in destination markets	WEF	percentage	3.5		2.3	19	4	
Index of margin of preference in destination markets	WEF	index score, 1-100	62.2		69.5	8	7	
Import Tariff Barriers (109th)		Source	Unit	Value		Global Rank		
				2009	10-yr trend	2019	2009	2019
Share of imports free of tariff duties	WEF	percentage	28.3		31.8	116	119	
Average applied tariff rate	WEF	percentage	8.0		7.7	90	93	
Complexity of tariffs	WEF	index score, 1-7	6.7		6.7	16	13	
Market Distortions (73rd)		Source	Unit	Value		Global Rank		
				2009	10-yr trend	2019	2009	2019
Extent of liberalisation of foreign trade	BTI	expert survey, 1-10	7.0		6.0	85	114	
Prevalence of non-tariff barriers	WEF	expert survey, 1-7	4.2		4.4	106	75	
<i>Non-tariff measures</i>	<i>UNCTAD</i>	<i>number</i>	-98.2		-98.2	7	7	
Distortive effect of taxes and subsidies	WEF	expert survey, 1-7	3.6		3.6	85	85	
Energy subsidies	IMF	percentage of GDP	1.3		1.2	26	30	


Italics: Indicator contains imputed values

Property Rights (138th)	Source	Unit	Value			Global Rank	
			2009	10-yr trend	2019	2009	2019
Protection of property rights	WEF	expert survey, 1-7	3.6		3.6	121	129
Lawful process for expropriation	WJP	index score, 0-1	0.5		0.4	102	141
Intellectual property protection	WEF	expert survey, 1-7	3.0		3.6	110	111
Quality of land administration	WBDB	index score, 0-30	1.0		1.0	118	122
Procedures to register property	WBDB	index score, 0-100	45.6		45.6	137	142
Regulation of property possession and exchange	BTI	expert survey, 1-10	5.0		5.0	110	106
Contract Enforcement (128th)	Source	Unit	Value			Global Rank	
Quality of judicial administration	WBDB	index score, 0-18	5.0		7.0	128	101
Time to resolve commercial cases	WBDB	days	290.3		290.3	130	128
Legal costs	WBDB	percentage	14.1		11.2	127	106
Alternative dispute resolution mechanisms	WJP	index score, 0-1	0.6		0.6	113	128
Investor Protection (125th)	Source	Unit	Value			Global Rank	
Strength of insolvency framework	WBDB	index score, 0-16	9.0		9.0	68	77
Insolvency recovery rate	WBDB	percentage	15.3		11.4	129	139
Auditing and reporting standards	WEF	expert survey, 1-7	3.8		4.0	117	115
Extent of shareholder governance index	WBDB	index score, 0-10	4.3		4.3	98	106
Conflict of interest regulation	WBDB	index score, 0-10	5.7		6.0	62	56
Financing Ecosystem (121st)	Source	Unit	Value			Global Rank	
Access to finance	WBES	percentage	39.4		12.6	121	49
Financing of SMEs	WEF	expert survey, 1-7	3.3		3.3	122	122
Venture capital availability	WEF	expert survey, 1-7	2.5		2.2	111	134
Quality of banking system and capital markets	BTI	expert survey, 1-10	6.0		6.0	96	104
Commercial bank branches	WBDI	branches per per 100,000 adults	1.3		2.3	147	147
Soundness of banks	WEF	expert survey, 1-7	5.5		2.9	75	150
Depth of credit information	WBDB	index score, 0-8	0.0		6.0	109	112
Restrictions on International Investment (96th)	Source	Unit	Value			Global Rank	
Business impact of rules on FDI	WEF	expert survey, 1-7	4.5		4.0	110	115
Capital controls	FI	percentage	33.3		7.7	79	120
Freedom to own foreign currency bank accounts	FI	expert judgement, 0-10	5.0		5.0	85	93
Restrictions on financial transactions	CII	index score, 0-1	0.4		0.2	85	99
Prevalence of foreign ownership of companies	WEF	expert survey, 1-7	4.8		4.4	90	85
Freedom of foreigners to visit	FI	index score, 0-10	0.0		10.0	135	1



Italics: Indicator contains imputed values

Executive Constraints (123rd)		Source	Unit	Value		Global Rank		
				2009	10-yr trend	2019	2009	2019
Executive powers are effectively limited by the judiciary and legislature	WJP	index, 0-3	1.3		1.3	120	122	
Government powers are subject to independent and non-governmental checks	WJP	index, 0-3	1.4		1.3	99	108	
Transition of power is subject to the law	WJP	expert survey, 0-1	0.4		0.5	118	97	
Military involvement in rule of law and politics	FI	index, 0-10	1.7		1.7	147	152	
Government officials are sanctioned for misconduct	WJP	expert survey, 0-1	0.4		0.4	121	107	

Political Accountability (79th)		Source	Unit	Value		Global Rank		
				2009	10-yr trend	2019	2009	2019
Consensus on democracy and a market economy as a goal	BTI	expert judgement, 1-10	7.0		7.0	73	67	
Political participation and rights	FH	expert judgement, 1-7	4.0		3.0	89	63	
Democracy level	CSP	expert judgement, -10-10	7.0		6.0	80	94	
Complaint mechanisms	WJP	expert survey, 0-1	0.4		0.5	128	86	

Rule of Law (144th)		Source	Unit	Value		Global Rank		
				2009	10-yr trend	2019	2009	2019
Judicial independence	WEF	expert survey, 1-7	3.0		2.4	107	144	
Civil justice	WJP	index, 0-5	2.3		2.2	135	136	
Integrity of the legal system	FI	expert judgement, 1-10	2.1		4.2	154	117	
Efficiency of dispute settlement	WEF	expert survey, 1-7	2.9		2.8	127	130	

Government Integrity (134th)		Source	Unit	Value		Global Rank		
				2009	10-yr trend	2019	2009	2019
Use of public office for private gain	WJP	index, 0-4	1.0		0.9	129	141	
Diversion of public funds	WEF	expert survey, 1-7	2.9		2.2	107	142	
Right to information	WJP	expert survey, 0-1	0.5		0.5	101	96	
Publicised laws and government data	WJP	expert survey, 0-1	0.5		0.3	74	100	
Transparency of government policy	WEF	expert survey, 1-7	3.9		2.6	87	154	
Budget transparency	IBP	index, 0-100	34.0		34.0	93	105	

Government Effectiveness (119th)		Source	Unit	Value		Global Rank		
				2009	10-yr trend	2019	2009	2019
Government quality and credibility	WGI	index, -2.5 - +2.5	-0.6		-1.2	102	143	
Prioritisation	BTI	expert judgement, 1-10	7.0		5.0	53	87	
Efficiency of government spending	WEF	expert survey, 1-7	3.6		2.1	53	142	
Efficient Use Of Assets	BTI	expert judgement, 1-10	5.0		4.0	75	105	
Implementation	BTI	expert judgement, 1-10	5.0		5.0	82	85	
Policy Learning	BTI	expert judgement, 1-10	7.0		6.0	42	65	
Policy Coordination	BTI	expert judgement, 1-10	5.0		4.0	92	117	

Regulatory quality (138th)		Source	Unit	Value		Global Rank		
				2009	10-yr trend	2019	2009	2019
Regulatory quality	WGI	index, -2.5 - +2.5	-0.2		-0.7	74	119	
Enforcement of regulations	WJP	expert survey, 0-1	0.4		0.3	139	151	
Efficiency of legal framework in challenging regulations	WEF	expert survey, 1-7	3.0		2.6	105	133	
Delay in administrative proceedings	WJP	expert survey, 0-1	0.4		0.4	89	94	

Source Code	Source Name
BTI	Bertelsmann Stiftung Transformation Index
CII	Chinn-Ito Index
CSP	Center for Systemic Peace
FAO	Food and Agriculture Organisation
FH	Freedom House
FI	Fraser Institute
GSMA	Groupe Spéciale Mobile Association
IBNWS	International Benchmarking Network for Water and Sanitation Utilities
IBP	International Budget Partnership
IMF	International Monetary Fund
ITU	International Telecommunications Union
UNCTAD	United Nations Trade Data
UNESD	United Nations Energy Statistics Database
WBDB	World Bank Doing Business Index
WBDI	World Bank Development Indicators
WBES	World Bank Enterprise Surveys
WBLPI	World Bank Logistics Performance Index
WEF	World Economic Forum
WGI	Worldwide Governance Indicators
WJP	World Justice Project
WTO	World Trade Organisation