

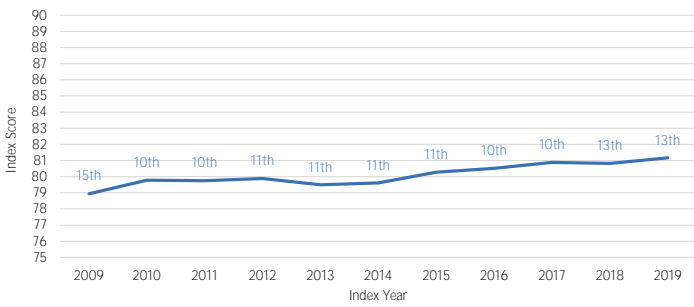
# Luxembourg: Index score 81.2 (13th)



GDP (US\$) per Capita: \$104,103 (1st)

GDP (US\$): \$62bn (73rd)

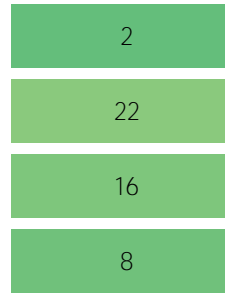
## Economic Openness over time



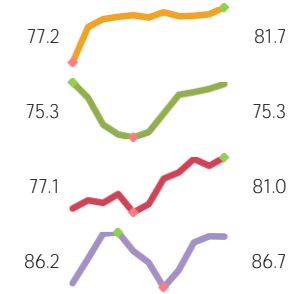
## Pillar Performance

Market Access & Infrastructure  
Investment Environment  
Enterprise Conditions  
Governance

Rank - Global (1 to 157)  
2019



2009 10-year trend 2019



## Breakdown of performance

	2009	Score 10-year trend	2019	Rank - Global (1 to 157) 2019	10-year rank change
<b>Economic Openness</b>	<b>78.9</b>		<b>81.2</b>	<b>13</b>	<b>▲ 2</b>
<b>Market Access &amp; Infrastructure</b>	<b>77.2</b>		<b>81.7</b>	<b>2</b>	<b>▲ 3</b>
Communication	19.4		24.1	1	▲ 7
Resources	16.1		16.0	12	▼ 4
Transport	17.2		16.9	7	▲ 1
Border Administration	4.4		4.3	8	▼ 3
Open Market Scale	2.1		3.3	29	▼ 13
Import Tariff Barriers	4.4		4.5	12	▲ 2
Market Distortions	13.5		12.7	4	▼ 1
<b>Investment Environment</b>	<b>75.3</b>		<b>75.3</b>	<b>22</b>	<b>▲ 1</b>
Property Rights	16.6		17.2	10	▲ 6
Investor Protection	11.7		12.2	48	▼ 3
Contract Enforcement	14.0		14.0	18	▼ 4
Financing Ecosystem	26.0		24.9	9	▲ 3
Restrictions on International Investment	7.0		6.9	56	-
<b>Enterprise Conditions</b>	<b>77.1</b>		<b>81.0</b>	<b>16</b>	<b>▲ 5</b>
Domestic Market Contestability	33.0		32.6	15	▲ 5
Environment for Business Creation	23.2		24.4	20	▲ 3
Burden of Regulation	16.7		17.7	12	▼ 4
Labour Market Flexibility	4.1		6.3	54	▲ 72
<b>Governance</b>	<b>86.2</b>		<b>86.7</b>	<b>8</b>	<b>-</b>
Executive Constraints	13.1		13.1	8	▼ 1
Political Accountability	14.3		14.3	6	▼ 3
Rule of Law	12.5		12.7	6	▲ 3
Government Integrity	16.2		16.5	8	-
Government Effectiveness	18.4		18.7	8	▲ 6
Regulatory quality	11.7		11.5	11	▼ 4





Italics: Indicator contains imputed values

Property Rights (10th)		Source	Unit	Value		Global Rank		
				2009	10-yr trend	2019	2009	2019
Protection of property rights	WEF	expert survey, 1-7	6.1		6.2	17	4	
<i>Lawful process for expropriation</i>	WIP	<i>index score, 0-1</i>	0.8		0.8	13	16	
Intellectual property protection	WEF	expert survey, 1-7	5.6		6.2	15	4	
Quality of land administration	WBDB	index score, 0-30	8.0		8.0	2	1	
Procedures to register property	WBDB	index score, 0-100	61.3		61.4	102	121	
<i>Regulation of property possession and exchange</i>	BTI	<i>expert survey, 1-10</i>	10.0		10.0	2	3	
<b>Investor Protection (48th)</b>								
	Source	Unit	Value		Global Rank			
			2009	10-yr trend	2019	2009	2019	
Strength of insolvency framework	WBDB	index score, 0-16	7.0		7.0	90	108	
Insolvency recovery rate	WBDB	percentage	41.7		43.8	46	49	
Auditing and reporting standards	WEF	expert survey, 1-7	6.1		6.3	9	3	
Extent of shareholder governance index	WBDB	index score, 0-10	4.7		4.7	86	98	
Conflict of interest regulation	WBDB	index score, 0-10	4.3		5.0	110	102	
<b>Contract Enforcement (18th)</b>								
	Source	Unit	Value		Global Rank			
			2009	10-yr trend	2019	2009	2019	
Quality of judicial administration	WBDB	index score, 0-18	8.5		8.5	55	62	
Time to resolve commercial cases	WBDB	days	107.0		107.0	15	10	
Legal costs	WBDB	percentage	3.2		3.2	3	2	
<i>Alternative dispute resolution mechanisms</i>	WIP	<i>index score, 0-1</i>	0.9		0.9	6	6	
<b>Financing Ecosystem (9th)</b>								
	Source	Unit	Value		Global Rank			
			2009	10-yr trend	2019	2009	2019	
<i>Access to finance</i>	WBES	<i>percentage</i>	6.3		6.3	10	9	
Financing of SMEs	WEF	expert survey, 1-7	4.9		4.9	11	11	
Venture capital availability	WEF	expert survey, 1-7	4.6		4.3	10	14	
<i>Quality of banking system and capital markets</i>	BTI	<i>expert survey, 1-10</i>	11.0		11.0	1	1	
Commercial bank branches	WBDI	branches per per 100,000 adults	97.5		71.1	2	1	
Soundness of banks	WEF	expert survey, 1-7	6.7		6.3	3	7	
Depth of credit information	WBDB	index score, 0-8	0.0		0.0	109	128	
<b>Restrictions on International Investment (56th)</b>								
	Source	Unit	Value		Global Rank			
			2009	10-yr trend	2019	2009	2019	
Business impact of rules on FDI	WEF	expert survey, 1-7	6.2		5.9	5	4	
Capital controls	FI	percentage	46.2		38.5	62	63	
Freedom to own foreign currency bank accounts	FI	expert judgement, 0-10	10.0		10.0	4	3	
<i>Restrictions on financial transactions</i>	CII	<i>index score, 0-1</i>	0.0		0.0	144	141	
Prevalence of foreign ownership of companies	WEF	expert survey, 1-7	6.0		6.1	3	2	
Freedom of foreigners to visit	FI	index score, 0-10	6.4		7.7	42	55	



Italics: Indicator contains imputed values

Domestic Market Contestability (15th)		Source	Unit	Value		Global Rank		
			2009	10-yr trend	2019	2009	2019	
Market-based competition	BTI	expert survey, 1-10	10.0		10.0	1	1	
Anti-monopoly policy	BTI	expert survey, 1-10	10.0		10.0	1	1	
Extent of market dominance	WEF	expert survey, 1-7	4.9		4.8	22	17	
<i>Environment for Business Creation (20th)</i>								
<i>Private companies are protected and permitted</i>		BTI	expert survey, 1-10	10.0		10.0	1	
Ease of starting a business	WBDB	index score, 0-100	86.1		88.7	33	64	
State of cluster development	WEF	expert survey, 1-7	4.5		5.0	22	14	
Labour skill a business constraint	WBES	percentage	17.8		17.8	66	65	
Availability of skilled workers	WEF	expert survey, 1-7	4.3		4.3	66	66	
<i>Burden of Regulation (12th)</i>								
Burden of government regulation		WEF	expert survey, 1-7	3.9		4.4	26	17
Time spent complying with regulations	WBES	percentage	3.9		3.9	39	31	
Number of tax payments	WBDB	number per year	23.0		23.0	57	89	
Time spent filing taxes	WBDB	hours per year	59.0		55.0	6	7	
Burden of obtaining a building permit	WBDB	index score, 0-100	69.8		78.3	43	28	
Building quality control index	WBDB	index score, 0-15	15.0		15.0	1	1	
<i>Labour Market Flexibility (54th)</i>								
Cooperation in labour-employer relations		WEF	expert survey, 1-7	5.1		5.7	22	7
Flexibility of hiring practices	WEF	expert survey, 1-7	2.9		3.9	136	58	
Redundancy costs	WEF	weeks	39.0		21.7	91	110	
Flexibility of employment contracts	WBDB	index score, 0-1	0.1		0.4	148	140	
Flexibility of wage determination	WEF	expert survey, 1-7	4.6		5.1	119	54	



Source Code	Source Name
BTI	Bertelsmann Stiftung Transformation Index
CII	Chinn-Ito Index
CSP	Center for Systemic Peace
FAO	Food and Agriculture Organisation
FH	Freedom House
FI	Fraser Institute
GSMA	Groupe Spéciale Mobile Association
IBNWS	International Benchmarking Network for Water and Sanitation Utilities
IBP	International Budget Partnership
IMF	International Monetary Fund
ITU	International Telecommunications Union
UNCTAD	United Nations Trade Data
UNESD	United Nations Energy Statistics Database
WBDB	World Bank Doing Business Index
WBDI	World Bank Development Indicators
WBES	World Bank Enterprise Surveys
WBLPI	World Bank Logistics Performance Index
WEF	World Economic Forum
WGI	Worldwide Governance Indicators
WJP	World Justice Project
WTO	World Trade Organisation