

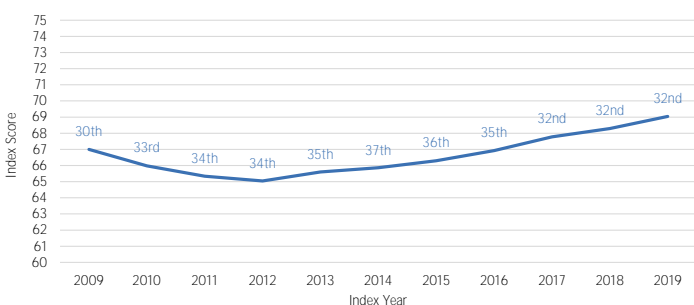
# Lithuania: Index score 69.0 (32nd)



GDP (US\$) per Capita: \$16,681 (40th)

GDP (US\$): \$47bn (85th)


## Economic Openness over time



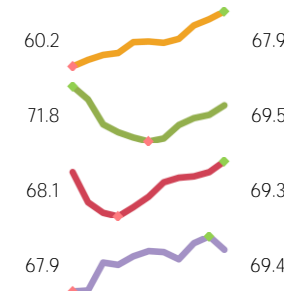
## Pillar Performance

Market Access & Infrastructure  
Investment Environment  
Enterprise Conditions  
Governance

Rank - Global (1 to 157)  
2019



Score  
2009 10-year trend 2019



## Breakdown of performance

	2009	Score 10-year trend	2019	Rank - Global (1 to 157) 2019	10-year rank change
<b>Economic Openness</b>	<b>67.0</b>		<b>69.0</b>	<b>32</b>	<b>▼ 2</b>
<b>Market Access &amp; Infrastructure</b>	<b>60.2</b>		<b>67.9</b>	<b>38</b>	<b>▲ 1</b>
Communication	15.9		20.9	20	▲ 13
Resources	13.4		13.8	42	▼ 4
Transport	11.2		12.8	42	▲ 11
Border Administration	3.5		3.7	28	-
Open Market Scale	2.1		3.2	42	▼ 17
Import Tariff Barriers	4.4		4.4	19	▼ 10
Market Distortions	9.5		9.1	54	▼ 8
<b>Investment Environment</b>	<b>71.8</b>		<b>69.5</b>	<b>31</b>	<b>▼ 3</b>
Property Rights	15.0		15.0	30	▼ 5
Investor Protection	11.6		11.6	57	▼ 11
Contract Enforcement	15.6		15.2	5	▼ 1
Financing Ecosystem	22.0		20.4	43	▼ 6
Restrictions on International Investment	7.5		7.3	50	-
<b>Enterprise Conditions</b>	<b>68.1</b>		<b>69.3</b>	<b>36</b>	<b>▼ 3</b>
Domestic Market Contestability	27.9		27.1	33	▲ 5
Environment for Business Creation	19.1		19.3	71	▼ 26
Burden of Regulation	15.1		16.1	30	▼ 5
Labour Market Flexibility	6.0		6.9	34	▲ 12
<b>Governance</b>	<b>67.9</b>		<b>69.4</b>	<b>32</b>	<b>▲ 3</b>
Executive Constraints	10.3		10.3	38	-
Political Accountability	13.5		13.5	28	▼ 2
Rule of Law	9.0		9.3	40	▲ 7
Government Integrity	12.8		12.7	30	-
Government Effectiveness	13.7		15.2	27	▲ 11
Regulatory quality	8.6		8.4	33	▲ 2





Italics: Indicator contains imputed values

Property Rights (30th)	Source	Unit	Value			Global Rank	
			2009	10-yr trend	2019	2009	2019
Protection of property rights	WEF	expert survey, 1-7	5.1		4.5	48	65
<i>Lawful process for expropriation</i>	WJP	<i>index score, 0-1</i>	0.6		0.6	61	64
Intellectual property protection	WEF	expert survey, 1-7	4.0		4.3	50	64
Quality of land administration	WBDB	index score, 0-30	8.0		8.0	2	1
Procedures to register property	WBDB	index score, 0-100	95.3		95.5	3	7
Regulation of property possession and exchange	BTI	expert survey, 1-10	10.0		10.0	2	2

Investor Protection (57th)	Source	Unit	Value			Global Rank	
			2009	10-yr trend	2019	2009	2019
Strength of insolvency framework	WBDB	index score, 0-16	8.0		8.0	86	101
Insolvency recovery rate	WBDB	percentage	48.0		40.6	35	59
Auditing and reporting standards	WEF	expert survey, 1-7	5.0		4.9	56	57
Extent of shareholder governance index	WBDB	index score, 0-10	6.0		7.3	45	18
Conflict of interest regulation	WBDB	index score, 0-10	6.0		6.0	57	56

Contract Enforcement (5th)	Source	Unit	Value			Global Rank	
			2009	10-yr trend	2019	2009	2019
Quality of judicial administration	WBDB	index score, 0-18	15.0		15.0	4	7
Time to resolve commercial cases	WBDB	days	100.0		123.3	11	14
Legal costs	WBDB	percentage	7.9		7.9	59	59
<i>Alternative dispute resolution mechanisms</i>	WJP	<i>index score, 0-1</i>	0.7		0.7	42	43

Financing Ecosystem (43rd)	Source	Unit	Value			Global Rank	
			2009	10-yr trend	2019	2009	2019
Access to finance	WBES	percentage	7.9		17.3	16	74
Financing of SMEs	WEF	expert survey, 1-7	3.7		3.7	90	90
Venture capital availability	WEF	expert survey, 1-7	3.3		3.0	52	62
Quality of banking system and capital markets	BTI	expert survey, 1-10	8.0		10.0	46	1
Commercial bank branches	WBDI	branches per per 100,000 adults	29.9		13.6	30	71
Soundness of banks	WEF	expert survey, 1-7	6.1		5.0	41	70
Depth of credit information	WBDB	index score, 0-8	8.0		8.0	2	1

Restrictions on International Investment (50th)	Source	Unit	Value			Global Rank	
			2009	10-yr trend	2019	2009	2019
Business impact of rules on FDI	WEF	expert survey, 1-7	4.6		4.6	104	66
Capital controls	FI	percentage	61.5		69.2	41	18
Freedom to own foreign currency bank accounts	FI	expert judgement, 0-10	10.0		10.0	4	3
Restrictions on financial transactions	CII	index score, 0-1	1.0		0.8	2	56
Prevalence of foreign ownership of companies	WEF	expert survey, 1-7	4.9		4.4	85	84
Freedom of foreigners to visit	FI	index score, 0-10	6.4		7.7	42	55





*Italics: Indicator contains imputed values*

Executive Constraints (38th)		Source	Unit	Value		Global Rank		Political Accountability (28th)		Source	Unit	Value		Global Rank			
				2009	10-yr trend	2019	2009	2019				2009	10-yr trend	2019	2009	2019	
<i>Executive powers are effectively limited by the judiciary and legislature</i>		WJP	index, 0-3	1.9		1.9	50	44	Consensus on democracy and a market economy as a goal		BTI	expert judgement, 1-10	10.0		10.0	1	1
<i>Government powers are subject to independent and non-governmental checks</i>		WJP	index, 0-3	2.1		2.1	31	38	Political participation and rights		FH	expert judgement, 1-7	1.0		1.0	1	1
<i>Transition of power is subject to the law</i>		WJP	expert survey, 0-1	0.8		0.8	41	37	Democracy level		CSP	expert judgement, -10-10	10.0		10.0	1	1
Military involvement in rule of law and politics		FI	index, 0-10	8.3		8.3	34	32	<i>Complaint mechanisms</i>		WJP	expert survey, 0-1	0.6		0.6	36	43
<i>Government officials are sanctioned for misconduct</i>		WJP	expert survey, 0-1	0.6		0.6	42	41									
Rule of Law (40th)		Source	Unit	Value		Global Rank		Government Integrity (30th)		Source	Unit	Value		Global Rank			
				2009	10-yr trend	2019	2009	2019				2009	10-yr trend	2019	2009	2019	
Judicial independence		WEF	expert survey, 1-7	3.6		4.2	80	55	<i>Use of public office for private gain</i>		WJP	index, 0-4	2.1		2.1	33	35
<i>Civil justice</i>		WJP	index, 0-5	3.9		3.9	29	31	Diversion of public funds		WEF	expert survey, 1-7	3.5		3.6	73	64
Integrity of the legal system		FI	expert judgement, 1-10	6.7		6.7	51	48	<i>Right to information</i>		WJP	expert survey, 0-1	0.7		0.7	28	24
Efficiency of dispute settlement		WEF	expert survey, 1-7	3.5		3.7	83	62	<i>Publicised laws and government data</i>		WJP	expert survey, 0-1	0.7		0.7	19	36
									Transparency of government policy		WEF	expert survey, 1-7	4.2		4.0	62	64
									<i>Budget transparency</i>		IBP	index, 0-100	65.6		65.6	33	39
Government Effectiveness (27th)		Source	Unit	Value		Global Rank		Regulatory quality (33rd)		Source	Unit	Value		Global Rank			
				2009	10-yr trend	2019	2009	2019				2009	10-yr trend	2019	2009	2019	
Government quality and credibility		WGI	index, -2.5 - +2.5	0.7		1.1	37	29	Regulatory quality		WGI	index, -2.5 - +2.5	1.0		1.1	34	26
Prioritisation		BTI	expert judgement, 1-10	9.0		9.0	27	25	<i>Enforcement of regulations</i>		WJP	expert survey, 0-1	0.6		0.6	32	31
Efficiency of government spending		WEF	expert survey, 1-7	3.2		2.7	86	112	Efficiency of legal framework in challenging regulations		WEF	expert survey, 1-7	3.2		2.7	86	117
Efficient Use Of Assets		BTI	expert judgement, 1-10	7.0		9.0	49	25	<i>Delay in administrative proceedings</i>		WJP	expert survey, 0-1	0.6		0.6	34	32
Implementation		BTI	expert judgement, 1-10	8.0		8.0	29	27									
Policy Learning		BTI	expert judgement, 1-10	7.0		8.0	58	29									
Policy Coordination		BTI	expert judgement, 1-10	7.0		8.0	58	30									

Source Code	Source Name
BTI	Bertelsmann Stiftung Transformation Index
CII	Chinn-Ito Index
CSP	Center for Systemic Peace
FAO	Food and Agriculture Organisation
FH	Freedom House
FI	Fraser Institute
GSMA	Groupe Spéciale Mobile Association
IBNWS	International Benchmarking Network for Water and Sanitation Utilities
IBP	International Budget Partnership
IMF	International Monetary Fund
ITU	International Telecommunications Union
UNCTAD	United Nations Trade Data
UNESD	United Nations Energy Statistics Database
WBDB	World Bank Doing Business Index
WBDI	World Bank Development Indicators
WBES	World Bank Enterprise Surveys
WBLPI	World Bank Logistics Performance Index
WEF	World Economic Forum
WGI	Worldwide Governance Indicators
WJP	World Justice Project
WTO	World Trade Organisation