

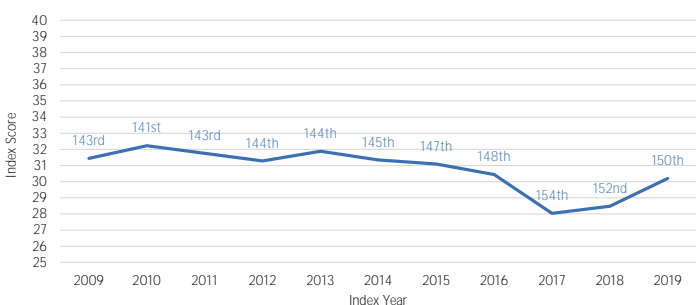
# Libya: Index score 30.2 (150th)



GDP (US\$) per Capita: \$5,978 (74th)

GDP (US\$): \$38bn (92nd)


## Economic Openness over time



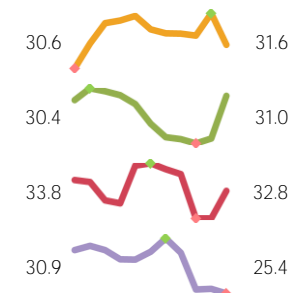
## Pillar Performance

Market Access & Infrastructure  
Investment Environment  
Enterprise Conditions  
Governance

Rank - Global (1 to 157)  
2019



Score  
2009 10-year trend 2019



## Breakdown of performance

	2009	Score 10-year trend	2019	Rank - Global (1 to 157) 2019	10-year rank change
<b>Economic Openness</b>	31.4		30.2	150	▼ 7
<b>Market Access &amp; Infrastructure</b>	30.6		31.6	129	▼ 15
Communication	6.2		10.6	108	▼ 5
Resources	8.3		6.7	121	▼ 22
Transport	5.0		4.9	145	-
Border Administration	1.8		1.6	135	▼ 20
Open Market Scale	0.7		0.7	128	▼ 20
Import Tariff Barriers	3.0		3.0	94	▼ 14
Market Distortions	5.7		4.0	154	▼ 12
<b>Investment Environment</b>	30.4		31.0	150	▼ 2
Property Rights	7.1		6.4	152	▼ 14
Investor Protection	3.0		3.4	154	▲ 2
Contract Enforcement	6.9		6.9	136	▼ 7
Financing Ecosystem	10.8		12.0	128	▲ 3
Restrictions on International Investment	2.6		2.3	151	▼ 1
<b>Enterprise Conditions</b>	33.8		32.8	152	▼ 5
Domestic Market Contestability	10.3		8.3	147	▼ 7
Environment for Business Creation	12.4		12.5	149	▼ 15
Burden of Regulation	6.9		6.7	156	▼ 1
Labour Market Flexibility	4.1		5.3	98	▲ 27
<b>Governance</b>	30.9		25.4	153	▼ 6
Executive Constraints	4.7		5.2	141	▲ 11
Political Accountability	3.4		3.4	154	-
Rule of Law	6.7		6.1	121	▼ 18
Government Integrity	5.2		4.8	151	▼ 1
Government Effectiveness	6.2		2.7	154	▼ 19
Regulatory quality	4.7		3.2	156	▼ 8



Italics: Indicator contains imputed values

Communication (108th)		Source	Unit	Value		Global Rank		
				2009	10-yr trend	2019	2009	2019
International internet bandwidth	ITU	kilobits per person	0.1		3.9	102	118	
2G, 3G and 4G network coverage	GSMA	index score, 0-100	51.8		71.0	104	95	
Fixed broadband subscriptions	ITU	number per 100 people	0.8		2.7	86	106	
Internet Usage	ITU	percentage of population	4.7		20.3	116	128	
Transport (145th)		Source	Unit	Value		Global Rank		
				2009	10-yr trend	2019	2009	2019
Logistics performance	WBLPI	index score, 1-5	2.4		2.3	118	135	
<i>Airport Connectivity</i>	WEF	<i>index based on seats and size of airport</i>	0.0		0.0	141	141	
Efficiency of seaport services	WEF	expert survey, 1-7	2.8		2.7	125	129	
Liner shipping connectivity	UNCTAD	index score, rebased to 100 in 2004	5.4		11.7	136	113	
Quality of roads	WEF	expert survey, 1-7	2.8		2.8	130	130	
Road density	FAO	km per 100 sq km of land area	4.7		4.7	138	140	
Rail density	WBDI	km per sq km of land area	0.0		0.0	125	125	
Resources (121st)		Source	Unit	Value		Global Rank		
				2009	10-yr trend	2019	2009	2019
Installed electric capacity	UNESD	kilowatts per capita	0.9		0.0	56	155	
<i>Gross fixed water assets</i>	IBNWS	<i>USD per population served</i>	185.2		185.2	73	73	
Reliability of electricity supply	WBDB	index score, 0-7	0.0		0.0	139	141	
Ease of establishing an electricity connection	WBDB	index score, 0-100	78.1		78.8	49	74	
<i>Water production</i>	IBNWS	<i>litres per person per day</i>	345.3		345.3	43	43	
Reliability of water supply	WEF	expert survey, 1-7	2.5		2.5	143	143	
Border Administration (135th)		Source	Unit	Value		Global Rank		
				2009	10-yr trend	2019	2009	2019
Efficiency of customs clearance process	WBLPI	survey, 1-5	2.1		2.0	118	147	
Time to comply with border regulations and procedures	WBDB	hours	79.8		79.8	107	110	
Cost to comply with border regulations and procedures	WBDB	USD (current)	330.5		330.5	108	112	
Open Market Scale (128th)		Source	Unit	Value		Global Rank		
				2009	10-yr trend	2019	2009	2019
Domestic and international market access for goods	WTO	constant 2010 USD \$bn	1,345.7		1,787.8	104	119	
<i>Domestic and international market access for services</i>	WTO	<i>constant 2010 USD \$bn</i>	139.8		93.3	105	116	
<i>Trade-weighted average tariff faced in destination markets</i>	WEF	<i>percentage</i>	3.7		3.7	36	85	
<i>Index of margin of preference in destination markets</i>	WEF	<i>index score, 1-100</i>	45.5		45.5	55	60	
Import Tariff Barriers (94th)		Source	Unit	Value		Global Rank		
				2009	10-yr trend	2019	2009	2019
<i>Share of imports free of tariff duties</i>	WEF	<i>percentage</i>	54.7		54.7	85	94	
<i>Average applied tariff rate</i>	WEF	<i>percentage</i>	8.4		8.4	91	97	
<i>Complexity of tariffs</i>	WEF	<i>index score, 1-7</i>	6.4		6.4	47	48	
Market Distortions (154th)		Source	Unit	Value		Global Rank		
				2009	10-yr trend	2019	2009	2019
Extent of liberalisation of foreign trade	BTI	expert survey, 1-10	4.0		1.0	144	155	
Prevalence of non-tariff barriers	WEF	expert survey, 1-7	4.4		3.9	82	136	
<i>Non-tariff measures</i>	UNCTAD	<i>number</i>	615.9		615.9	84	83	
Distortive effect of taxes and subsidies	WEF	expert survey, 1-7	3.5		3.5	97	97	
Energy subsidies	IMF	percentage of GDP	17.7		10.2	146	136	



Italics: Indicator contains imputed values

Property Rights (152nd)		Source	Unit	Value		Global Rank	
			2009	10-yr trend	2019	2009	2019
Protection of property rights	WEF	expert survey, 1-7	3.8		3.8	114	120
<i>Lawful process for expropriation</i>	WJP	<i>Index score, 0-1</i>	0.4		0.4	123	123
Intellectual property protection	WEF	expert survey, 1-7	3.1		3.4	101	128
<i>Quality of land administration</i>	WBDB	<i>Index score, 0-30</i>	3.5		3.5	91	94
Procedures to register property	WBDB	index score, 0-100	0.0		0.0	157	157
Regulation of property possession and exchange	BTI	expert survey, 1-10	5.0		2.0	110	154
Contract Enforcement (136th)		Source	Unit	Value		Global Rank	
			2009	10-yr trend	2019	2009	2019
Quality of judicial administration	WBDB	Index score, 0-18	4.0		4.0	144	147
Time to resolve commercial cases	WBDB	days	230.0		230.0	113	110
Legal costs	WBDB	percentage	9.0		9.0	81	80
<i>Alternative dispute resolution mechanisms</i>	WJP	<i>Index score, 0-1</i>	0.6		0.6	110	110
Investor Protection (154th)		Source	Unit	Value		Global Rank	
			2009	10-yr trend	2019	2009	2019
Strength of insolvency framework	WBDB	index score, 0-16	0.0		0.0	148	149
Insolvency recovery rate	WBDB	percentage	0.0		0.0	146	147
Auditing and reporting standards	WEF	expert survey, 1-7	3.5		3.8	141	125
Extent of shareholder governance index	WBDB	index score, 0-10	2.0		2.0	154	155
Conflict of interest regulation	WBDB	index score, 0-10	3.0		3.0	148	151
Financing Ecosystem (128th)		Source	Unit	Value		Global Rank	
			2009	10-yr trend	2019	2009	2019
<i>Access to finance</i>	WBES	<i>percentage</i>	25.7		25.7	88	94
Financing of SMEs	WEF	expert survey, 1-7	3.3		3.3	118	118
Venture capital availability	WEF	expert survey, 1-7	2.3		2.4	125	119
Quality of banking system and capital markets	BTI	expert survey, 1-10	2.0		4.0	151	136
Commercial bank branches	WBDI	branches per per 100,000 adults	10.7		11.8	84	80
Soundness of banks	WEF	expert survey, 1-7	4.0		4.0	148	118
Depth of credit information	WBDB	index score, 0-8	0.0		0.0	109	128
Restrictions on International Investment (151st)		Source	Unit	Value		Global Rank	
			2009	10-yr trend	2019	2009	2019
Business impact of rules on FDI	WEF	expert survey, 1-7	4.2		3.0	127	152
Capital controls	FI	percentage	7.7		7.7	122	120
Freedom to own foreign currency bank accounts	FI	expert judgement, 0-10	5.0		10.0	85	87
Restrictions on financial transactions	CII	index score, 0-1	0.2		0.2	106	134
Prevalence of foreign ownership of companies	WEF	expert survey, 1-7	2.7		2.4	155	156
Freedom of foreigners to visit	FI	index score, 0-10	0.3		0.3	127	147





Source Code	Source Name
BTI	Bertelsmann Stiftung Transformation Index
CII	Chinn-Ito Index
CSP	Center for Systemic Peace
FAO	Food and Agriculture Organisation
FH	Freedom House
FI	Fraser Institute
GSMA	Groupe Spéciale Mobile Association
IBNWS	International Benchmarking Network for Water and Sanitation Utilities
IBP	International Budget Partnership
IMF	International Monetary Fund
ITU	International Telecommunications Union
UNCTAD	United Nations Trade Data
UNESD	United Nations Energy Statistics Database
WBDB	World Bank Doing Business Index
WBDI	World Bank Development Indicators
WBES	World Bank Enterprise Surveys
WBLPI	World Bank Logistics Performance Index
WEF	World Economic Forum
WGI	Worldwide Governance Indicators
WJP	World Justice Project
WTO	World Trade Organisation