

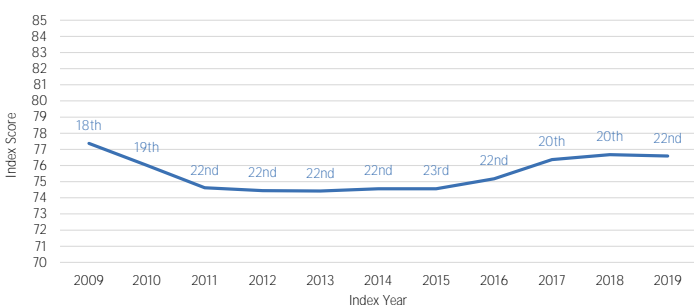
# Iceland: Index score 76.6 (22nd)



GDP (US\$) per Capita: \$70,057 (4th)

GDP (US\$): \$24bn (105th)


## Economic Openness over time



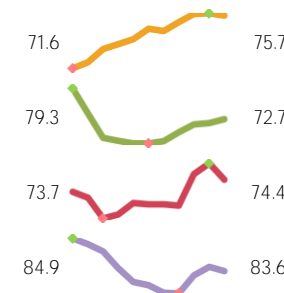
## Pillar Performance

Market Access & Infrastructure  
Investment Environment  
Enterprise Conditions  
Governance

Rank - Global (1 to 157)  
2019



Score  
2009 10-year trend 2019



## Breakdown of performance

	2009	Score 10-year trend	2019	Rank - Global (1 to 157) 2019	10-year rank change
<b>Economic Openness</b>	77.4		76.6	22	▼ 4
<b>Market Access &amp; Infrastructure</b>	71.6		75.7	13	▲ 3
Communication	19.1		22.7	3	▲ 7
Resources	18.2		18.2	1	-
Transport	15.6		15.2	20	▼ 3
Border Administration	3.1		2.8	57	▼ 18
Open Market Scale	1.4		2.8	51	▲ 10
Import Tariff Barriers	4.2		4.4	25	▲ 10
Market Distortions	10.0		9.6	38	▲ 1
<b>Investment Environment</b>	79.3		72.7	27	▼ 12
Property Rights	17.6		16.8	17	▼ 10
Investor Protection	16.0		16.0	15	▼ 3
Contract Enforcement	12.9		12.9	31	▼ 1
Financing Ecosystem	25.9		23.5	19	▼ 6
Restrictions on International Investment	6.8		3.5	127	▼ 66
<b>Enterprise Conditions</b>	73.7		74.4	30	▼ 7
Domestic Market Contestability	28.5		29.0	31	▲ 3
Environment for Business Creation	23.4		23.8	27	▼ 6
Burden of Regulation	15.2		14.9	44	▼ 20
Labour Market Flexibility	6.6		6.6	39	▼ 13
<b>Governance</b>	84.9		83.6	14	▼ 4
Executive Constraints	12.6		12.6	15	▼ 2
Political Accountability	14.1		14.1	16	▼ 2
Rule of Law	12.4		12.3	12	▼ 1
Government Integrity	15.9		15.6	14	▼ 5
Government Effectiveness	18.9		18.2	16	▼ 12
Regulatory quality	11.0		10.8	16	▼ 2





Italics: Indicator contains imputed values

Property Rights (17th)	Source	Unit	Value			Global Rank	
			2009	10-yr trend	2019	2009	2019
Protection of property rights	WEF	expert survey, 1-7	6.4		5.8	10	15
<i>Lawful process for expropriation</i>	WJP	<i>index score, 0-1</i>	0.9		0.9	7	11
Intellectual property protection	WEF	expert survey, 1-7	6.0		5.5	8	24
Quality of land administration	WBDB	index score, 0-30	7.0		7.0	24	26
Procedures to register property	WBDB	index score, 0-100	89.7		87.1	13	22
<i>Regulation of property possession and exchange</i>	BTI	<i>expert survey, 1-10</i>	10.0		10.0	2	3

Investor Protection (15th)	Source	Unit	Value			Global Rank	
			2009	10-yr trend	2019	2009	2019
Strength of insolvency framework	WBDB	index score, 0-16	11.5		11.5	30	39
Insolvency recovery rate	WBDB	percentage	76.6		85.3	17	12
Auditing and reporting standards	WEF	expert survey, 1-7	6.0		5.6	18	26
Extent of shareholder governance index	WBDB	index score, 0-10	7.3		7.3	8	18
Conflict of interest regulation	WBDB	index score, 0-10	6.7		6.7	25	34

Contract Enforcement (31st)	Source	Unit	Value			Global Rank	
			2009	10-yr trend	2019	2009	2019
Quality of judicial administration	WBDB	index score, 0-18	7.5		7.5	79	86
Time to resolve commercial cases	WBDB	days	139.0		139.0	36	30
Legal costs	WBDB	percentage	3.0		3.0	1	1
<i>Alternative dispute resolution mechanisms</i>	WJP	<i>index score, 0-1</i>	0.8		0.8	9	12

Financing Ecosystem (19th)	Source	Unit	Value			Global Rank	
			2009	10-yr trend	2019	2009	2019
<i>Access to finance</i>	WBES	<i>percentage</i>	7.6		7.6	15	17
Financing of SMEs	WEF	expert survey, 1-7	4.5		4.5	26	26
Venture capital availability	WEF	expert survey, 1-7	4.1		3.4	21	40
<i>Quality of banking system and capital markets</i>	BTI	<i>expert survey, 1-10</i>	10.6		10.6	2	3
Commercial bank branches	WBDI	branches per per 100,000 adults	73.3		34.8	4	12
Soundness of banks	WEF	expert survey, 1-7	6.2		5.2	36	64
Depth of credit information	WBDB	index score, 0-8	7.0		7.0	21	41

Restrictions on International Investment (127th)	Source	Unit	Value			Global Rank	
			2009	10-yr trend	2019	2009	2019
Business impact of rules on FDI	WEF	expert survey, 1-7	5.0		3.8	78	128
Capital controls	FI	percentage	38.5		7.7	68	117
Freedom to own foreign currency bank accounts	FI	expert judgement, 0-10	10.0		0.0	4	130
Restrictions on financial transactions	CII	index score, 0-1	0.7		0.4	67	78
Prevalence of foreign ownership of companies	WEF	expert survey, 1-7	4.4		3.5	113	139
Freedom of foreigners to visit	FI	index score, 0-10	6.4		7.7	39	55





Source Code	Source Name
BTI	Bertelsmann Stiftung Transformation Index
CII	Chinn-Ito Index
CSP	Center for Systemic Peace
FAO	Food and Agriculture Organisation
FH	Freedom House
FI	Fraser Institute
GSMA	Groupe Spéciale Mobile Association
IBNWS	International Benchmarking Network for Water and Sanitation Utilities
IBP	International Budget Partnership
IMF	International Monetary Fund
ITU	International Telecommunications Union
UNCTAD	United Nations Trade Data
UNESD	United Nations Energy Statistics Database
WBDB	World Bank Doing Business Index
WBDI	World Bank Development Indicators
WBES	World Bank Enterprise Surveys
WBLPI	World Bank Logistics Performance Index
WEF	World Economic Forum
WGI	Worldwide Governance Indicators
WJP	World Justice Project
WTO	World Trade Organisation