

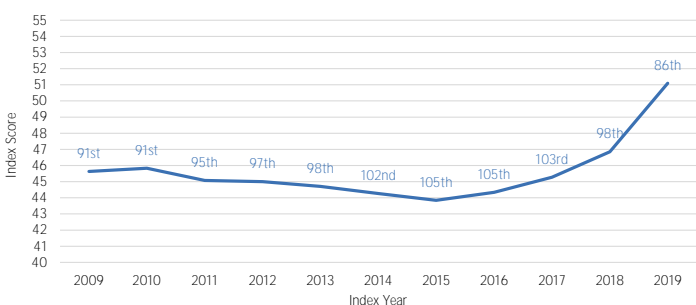
Argentina: Index score 51.1 (86th)



GDP (US\$) per Capita: \$14,398 (49th)

GDP (US\$): \$637bn (21st)


Economic Openness over time



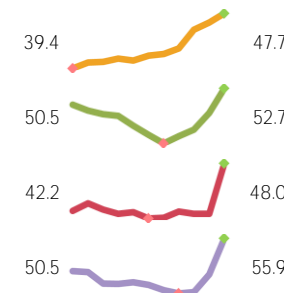
Pillar Performance

Market Access & Infrastructure
Investment Environment
Enterprise Conditions
Governance

Rank - Global (1 to 157)
2019



Score
2009 10-year trend 2019



Breakdown of performance

	2009	Score 10-year trend	2019	Rank - Global (1 to 157) 2019	10-year rank change
Economic Openness	45.6		51.1	86	▲ 5
Market Access & Infrastructure	39.4		47.7	89	▼ 3
Communication	10.7		18.1	59	▼ 2
Resources	9.4		9.6	95	▼ 7
Transport	8.5		8.9	82	▼ 3
Border Administration	2.0		2.0	115	▼ 24
Open Market Scale	0.7		0.7	122	▼ 28
Import Tariff Barriers	2.6		2.5	118	▼ 12
Market Distortions	5.3		5.9	136	▲ 11
Investment Environment	50.5		52.7	93	▼ 5
Property Rights	9.3		10.9	86	▲ 14
Investor Protection	9.6		9.5	94	▼ 16
Contract Enforcement	12.6		11.1	58	▼ 24
Financing Ecosystem	14.4		16.0	101	▲ 6
Restrictions on International Investment	4.5		5.2	89	▲ 15
Enterprise Conditions	42.2		48.0	119	▲ 4
Domestic Market Contestability	16.6		18.9	69	▲ 22
Environment for Business Creation	14.5		16.4	113	▼ 1
Burden of Regulation	9.4		10.3	129	▼ 2
Labour Market Flexibility	1.7		2.5	157	▼ 1
Governance	50.5		55.9	56	▲ 18
Executive Constraints	7.2		9.2	55	▲ 43
Political Accountability	11.9		11.7	53	▼ 2
Rule of Law	6.4		6.5	108	▲ 4
Government Integrity	8.8		10.7	52	▲ 30
Government Effectiveness	11.2		11.8	51	▲ 7
Regulatory quality	5.0		6.0	106	▲ 37


Italics: Indicator contains imputed values

Communication (59th)		Source	Unit	Value		Global Rank		
				2009	10-yr trend	2019	2009	2019
International internet bandwidth	ITU	kilobits per person	2.3		31.2	42	72	
2G, 3G and 4G network coverage	GSMA	index score, 0-100	62.5		89.6	81	68	
Fixed broadband subscriptions	ITU	number per 100 people	6.5		17.8	46	55	
Internet Usage	ITU	percentage of population	25.9		71.0	59	55	
Resources (95th)		Source	Unit	Value		Global Rank		
				2009	10-yr trend	2019	2009	2019
Installed electric capacity	UNESD	kilowatts per capita	0.7		0.8	67	68	
Gross fixed water assets	IBNWS	USD per population served	0.9		0.9	134	134	
Reliability of electricity supply	WBDB	index score, 0-7	4.0		4.0	75	80	
Ease of establishing an electricity connection	WBDB	index score, 0-100	72.6		72.5	68	94	
Water production	IBNWS	litres per person per day	564.6		564.6	13	13	
Reliability of water supply	WEF	expert survey, 1-7	4.9		4.9	70	70	
Transport (82nd)		Source	Unit	Value		Global Rank		
				2009	10-yr trend	2019	2009	2019
Logistics performance	WBLPI	index score, 1-5	3.1		3.0	48	61	
Airport Connectivity	WEF	index based on seats and size of airport	2.0		1.8	90	89	
Efficiency of seaport services	WEF	expert survey, 1-7	3.3		3.7	103	87	
Liner shipping connectivity	UNCTAD	index score, rebased to 100 in 2004	25.7		35.2	56	66	
Quality of roads	WEF	expert survey, 1-7	3.4		3.4	99	99	
Road density	FAO	km per 100 sq km of land area	8.6		8.7	126	126	
Rail density	WBDI	km per sq km of land area	0.0		0.0	54	60	
Border Administration (115th)		Source	Unit	Value		Global Rank		
				2009	10-yr trend	2019	2009	2019
Efficiency of customs clearance process	WBLPI	survey, 1-5	2.6		2.4	55	103	
Time to comply with border regulations and procedures	WBDB	hours	111.8		75.8	125	108	
Cost to comply with border regulations and procedures	WBDB	USD (current)	382.5		382.5	119	119	
Open Market Scale (122nd)		Source	Unit	Value		Global Rank		
				2009	10-yr trend	2019	2009	2019
Domestic and international market access for goods	WTO	constant 2010 USD \$bn	2,901.7		3,557.2	84	103	
Domestic and international market access for services	WTO	constant 2010 USD \$bn	2,901.7		3,285.5	77	83	
Trade-weighted average tariff faced in destination markets	WEF	percentage	4.3		4.8	127	145	
Index of margin of preference in destination markets	WEF	index score, 1-100	44.9		50.3	57	48	
Import Tariff Barriers (118th)		Source	Unit	Value		Global Rank		
				2009	10-yr trend	2019	2009	2019
Share of imports free of tariff duties	WEF	percentage	46.4		42.3	97	104	
Average applied tariff rate	WEF	percentage	10.5		11.1	119	134	
Complexity of tariffs	WEF	index score, 1-7	6.6		6.6	26	33	
Market Distortions (136th)		Source	Unit	Value		Global Rank		
				2009	10-yr trend	2019	2009	2019
Extent of liberalisation of foreign trade	BTI	expert survey, 1-10	7.0		7.0	85	87	
Prevalence of non-tariff barriers	WEF	expert survey, 1-7	3.4		3.9	150	134	
Non-tariff measures	UNCTAD	number	972.0		972.0	140	140	
Distortive effect of taxes and subsidies	WEF	expert survey, 1-7	2.7		2.7	147	147	
Energy subsidies	IMF	percentage of GDP	4.6		3.2	87	80	


Italics: Indicator contains imputed values

Property Rights (86th)	Source	Unit	Value			Global Rank	
			2009	10-yr trend	2019	2009	2019
Protection of property rights	WEF	expert survey, 1-7	3.2		3.7	148	125
Lawful process for expropriation	WJP	index score, 0-1	0.4		0.5	128	85
Intellectual property protection	WEF	expert survey, 1-7	2.7		3.7	133	103
Quality of land administration	WBDB	index score, 0-30	5.0		5.0	76	70
Procedures to register property	WBDB	index score, 0-100	62.0		62.9	99	114
Regulation of property possession and exchange	BTI	expert survey, 1-10	7.0		7.0	67	63

Investor Protection (94th)	Source	Unit	Value			Global Rank	
			2009	10-yr trend	2019	2009	2019
Strength of insolvency framework	WBDB	index score, 0-16	9.5		9.5	55	71
Insolvency recovery rate	WBDB	percentage	29.2		21.5	85	117
Auditing and reporting standards	WEF	expert survey, 1-7	3.9		4.1	113	111
Extent of shareholder governance index	WBDB	index score, 0-10	7.0		7.3	14	18
Conflict of interest regulation	WBDB	index score, 0-10	5.0		5.0	91	102

Contract Enforcement (58th)	Source	Unit	Value			Global Rank	
			2009	10-yr trend	2019	2009	2019
Quality of judicial administration	WBDB	index score, 0-18	11.5		11.5	29	35
Time to resolve commercial cases	WBDB	days	196.7		331.7	89	139
Legal costs	WBDB	percentage	5.5		7.5	23	47
Alternative dispute resolution mechanisms	WJP	index score, 0-1	0.7		0.7	50	60

Financing Ecosystem (101st)	Source	Unit	Value			Global Rank	
			2009	10-yr trend	2019	2009	2019
Access to finance	WBES	percentage	38.5		23.1	119	89
Financing of SMEs	WEF	expert survey, 1-7	2.8		2.8	145	145
Venture capital availability	WEF	expert survey, 1-7	2.4		2.4	118	114
Quality of banking system and capital markets	BTI	expert survey, 1-10	7.0		7.0	70	81
Commercial bank branches	WBDI	branches per per 100,000 adults	13.0		13.4	72	72
Soundness of banks	WEF	expert survey, 1-7	4.2		4.7	142	84
Depth of credit information	WBDB	index score, 0-8	8.0		8.0	2	1

Restrictions on International Investment (89th)	Source	Unit	Value			Global Rank	
			2009	10-yr trend	2019	2009	2019
Business impact of rules on FDI	WEF	expert survey, 1-7	3.8		4.1	140	112
Capital controls	FI	percentage	38.5		7.7	68	117
Freedom to own foreign currency bank accounts	FI	expert judgement, 0-10	5.0		10.0	85	3
Restrictions on financial transactions	CII	index score, 0-1	0.2		0.2	95	94
Prevalence of foreign ownership of companies	WEF	expert survey, 1-7	4.8		4.4	92	87
Freedom of foreigners to visit	FI	index score, 0-10	4.7		8.0	80	53



Italics: Indicator contains imputed values

Executive Constraints (55th)		Source	Unit	Value		Global Rank		Political Accountability (53rd)		Source	Unit	Value		Global Rank			
				2009	10-yr trend	2019	2009	2019				2009	10-yr trend	2019	2009	2019	
Executive powers are effectively limited by the judiciary and legislature		WJP	index, 0-3	1.1		1.6	134	79	Consensus on democracy and a market economy as a goal		BTI	expert judgement, 1-10	9.0		8.0	50	53
Government powers are subject to independent and non-governmental checks		WJP	index, 0-3	1.8		2.2	51	28	Political participation and rights		FH	expert judgement, 1-7	2.0		2.0	49	41
Transition of power is subject to the law		WJP	expert survey, 0-1	0.6		0.8	75	39	Democracy level		CSP	expert judgement, -10-10	8.0		9.0	54	37
Military involvement in rule of law and politics		FI	index, 0-10	7.2		7.5	67	59	Complaint mechanisms		WJP	expert survey, 0-1	0.6		0.6	59	60
Government officials are sanctioned for misconduct		WJP	expert survey, 0-1	0.3		0.4	137	110									
Rule of Law (108th)		Source	Unit	Value		Global Rank		Government Integrity (52nd)		Source	Unit	Value		Global Rank			
				2009	10-yr trend	2019	2009	2019				2009	10-yr trend	2019	2009	2019	
Judicial independence		WEF	expert survey, 1-7	2.2		3.2	145	102	Use of public office for private gain		WJP	index, 0-4	1.5		1.7	68	60
Civil justice		WJP	index, 0-5	2.9		3.3	86	54	Diversion of public funds		WEF	expert survey, 1-7	2.4		2.4	138	137
Integrity of the legal system		FI	expert judgement, 1-10	5.0		3.3	91	135	Right to information		WJP	expert survey, 0-1	0.6		0.6	52	63
Efficiency of dispute settlement		WEF	expert survey, 1-7	2.6		2.8	148	129	Publicised laws and government data		WJP	expert survey, 0-1	0.5		0.7	69	24
									Transparency of government policy		WEF	expert survey, 1-7	2.8		3.6	151	107
									Budget transparency		IBP	index, 0-100	40.0		50.0	81	70
Government Effectiveness (51st)		Source	Unit	Value		Global Rank		Regulatory quality (106th)		Source	Unit	Value		Global Rank			
				2009	10-yr trend	2019	2009	2019				2009	10-yr trend	2019	2009	2019	
Government quality and credibility		WGI	index, -2.5 - +2.5	0.0		0.2	65	60	Regulatory quality		WGI	index, -2.5 - +2.5	-0.6		-0.5	120	105
Prioritisation		BTI	expert judgement, 1-10	7.0		7.0	55	51	Enforcement of regulations		WJP	expert survey, 0-1	0.4		0.5	132	96
Efficiency of government spending		WEF	expert survey, 1-7	2.4		2.7	141	113	Efficiency of legal framework in challenging regulations		WEF	expert survey, 1-7	2.1		2.8	154	115
Efficient Use Of Assets		BTI	expert judgement, 1-10	6.0		7.0	53	38	Delay in administrative proceedings		WJP	expert survey, 0-1	0.4		0.5	119	87
Implementation		BTI	expert judgement, 1-10	7.0		7.0	47	43									
Policy Learning		BTI	expert judgement, 1-10	6.0		7.0	68	39									
Policy Coordination		BTI	expert judgement, 1-10	7.0		6.0	42	69									

Source Code	Source Name
BTI	Bertelsmann Stiftung Transformation Index
CII	Chinn-Ito Index
CSP	Center for Systemic Peace
FAO	Food and Agriculture Organisation
FH	Freedom House
FI	Fraser Institute
GSMA	Groupe Spéciale Mobile Association
IBNWS	International Benchmarking Network for Water and Sanitation Utilities
IBP	International Budget Partnership
IMF	International Monetary Fund
ITU	International Telecommunications Union
UNCTAD	United Nations Trade Data
UNESD	United Nations Energy Statistics Database
WBDB	World Bank Doing Business Index
WBDI	World Bank Development Indicators
WBES	World Bank Enterprise Surveys
WBLPI	World Bank Logistics Performance Index
WEF	World Economic Forum
WGI	Worldwide Governance Indicators
WJP	World Justice Project
WTO	World Trade Organisation